


SO11448 / SO11449

1/144 R-27R/T (AA-10 Alamo)

Shelf
Oddity

Assembly scheme

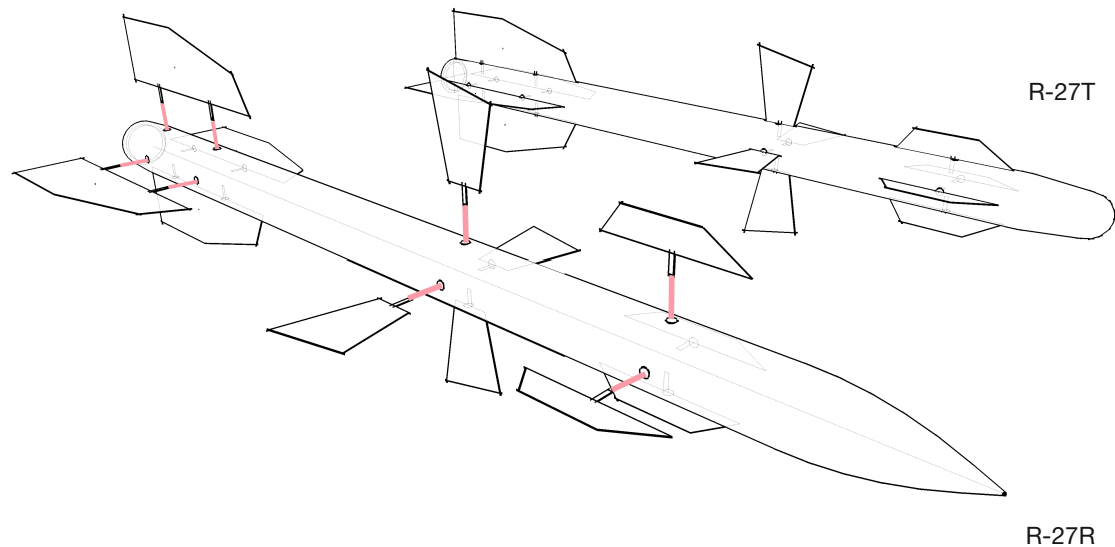


This is a set for an experienced modeller. We provide you with really small parts, so try not to swallow it, this is carpet crawlers' business after all.

The construction of the missile is pretty basic - have your end result looking as on photo above and you're there. We trust you can handle it. Just remember to keep fin attachment pins on the proper side of the blade while cutting out photoetched parts. Those pins should make your job fitting fins to body much easier.

Missile body has two additional slots for attaching to pylon/launcher, a template to get those slots aligned on launcher is provided on the edge of photoetched fret.

As for painting and markings - use your reference photos for desired scheme and exact colors. Actually, always use your reference photos!



Brief history and description of the missile

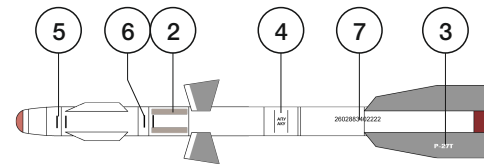
This family of medium-to-long range, all-weather, all-aspect air-to-air missiles features modular design that allows a selection of seeker and range variants. Alamo was designed in 1970s for Soviet fourth generation fighters (MiG-29, Su-27). At that time Russian aerodynamicist seemed to go well ahead of the pack, and R-27 design shows it. "Butterfly" control surfaces eliminate control-reversal possibility, while front fins act as vortex generators to stabilize the missile in flight as well as to significantly improve maneuverability. Control surfaces are hydraulically operated via onboard pump. Modular system includes SARH and IR seeker head (R and T variants), passive anti-AWACS seeker (P variant). Standard and "energetic" rocket motor (ER and ET variants) can reach targets at range up to 130km (that is early Phoenix stuff, folks). Word of caution here - cyrillic P=R, so P-27P =R-27R. Searching yandex.ru for R-27P be on look-out for P-27П. R-27EM is yet more "energetic" variant (range of 170km). R-27AE employs active radar seeker making it effectively long-range fire-and-forget missile. R-27's powerful rocket motor required catapult launcher to ensure trouble free (aircraft engine stall) separation from its carrier. These are APU-470 for wing-only stations and AKU-470 for wing and fuselage stations.

Operational missile fuselage and front fins are satin white. Wings and control surfaces (with white leading edge) are dark metallic (anodized). Nose radome is either white or light tan. Area around engine exhaust is brown-red. Slap on some black stencils and that is it.

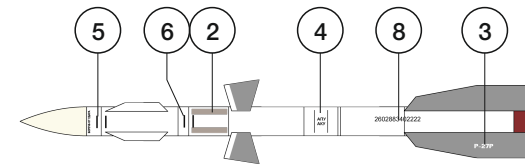
Training missiles are marked with four black stripes over mid section of fuselage. Front fins are absent. More color comes with demonstration/air-show dummy missiles - there are photos of them in overall gloss red, light tan or blue.

We stumbled upon an interesting photo of IRIAF Tomcat carrying R-27R - in standard white, but with a twist - brownish fins/wings. It is hard to judge if it paint or is it ambient reflection on metallic surfaces. White patches at fin hinges suggest it might be something out-of-ordinary.

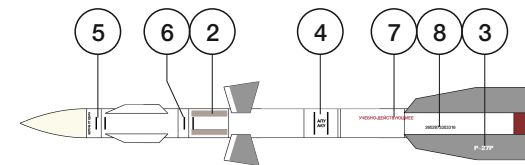
Color and marking schemes



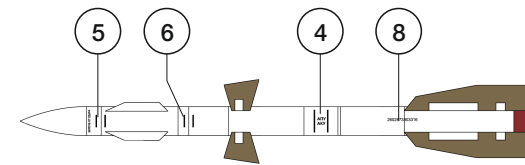
Default R-27T.
IR seeker head either light tan or light purple.



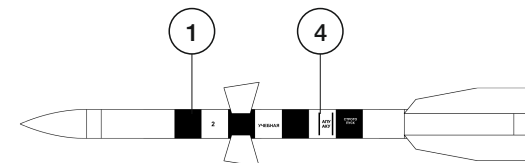
Default R-27R - white, with oxidized metal fins and scarlet (~FS31302) exhaust section.



Training-operational R-27R.
Radome is white or very light tan (FS33613+ a lot of white).



R-27R as spotted on IRIAF F-14 Tomcat. The fins sport brownish (~FS30051) tinge, and white patches at hinges. White leading edges of control surfaces are absent.



Training R-27R

Note

Missile bodies are produced using CNC lathe. Lathe blade has a certain, finite edge radius. Working toward tip of the missile, where radius of body decreases, we arrive at a point when the blade is unable to reach the very tip of round-nosed missile. This leaves a tiny mark.

This leaves a tiny mark.

We guess it is not a big deal for an advanced modeller to sand this scar smooth with few swipes of 1000-grit sandpaper.

Worse things happen on daily basis on our workbenches. In return for this slight inconvenience we are able to machine a recessed exhaust nozzle, which we believe will be more appreciated.

This is only an issue with round-tipped missiles such as R-27T. Pointed radomes of R-27R are fine right out-of-box.

Note 2

If you complain this is too small, go and buy our [1/144 R-60](#).