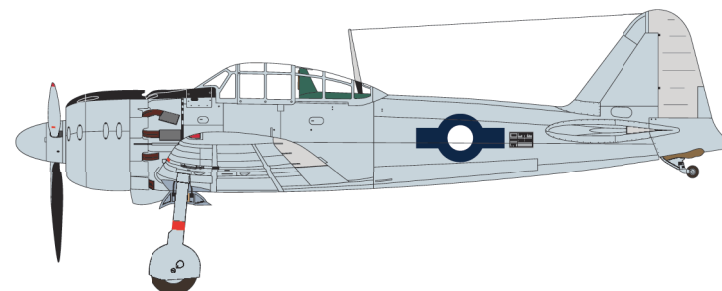
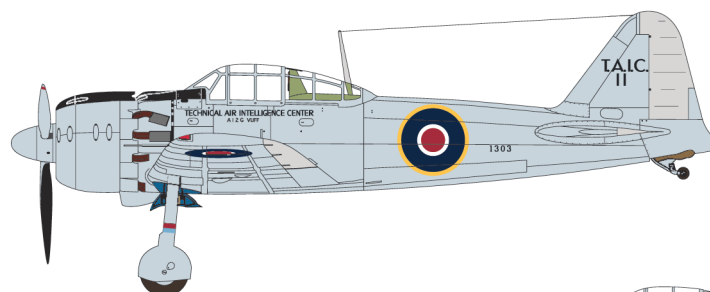
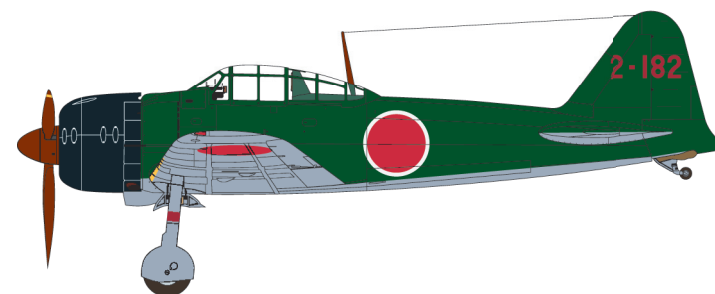
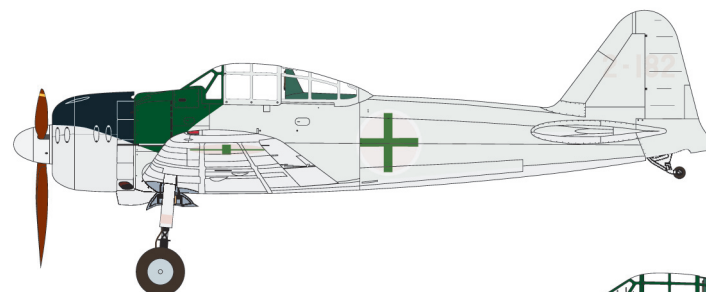
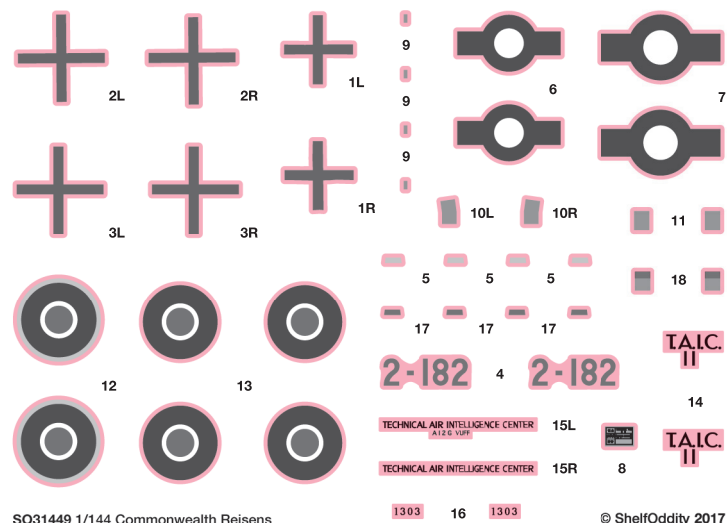


SO31449

1/144 Commonwealth Reisons

Shelf
Oddity



This decal set is recommended for Sweet kits but it may also be used with other Reisen models e.g. new A6M5 F-Toys release. Decals are made using silk print technology (BOA Bodecek Agency) and have very small amount of transparent base around the graphics.

A Brengun BRL144059 PE set can be used to further enhance your model.

SO31449

1/144 Commonwealth Reisens RNZAF A6M3 Reisen 22

Shelf
Oddity

This Mitsubishi A6M3 Reisen 22 is a composite machine mostly made of two Mitsubishi-manufactured airframes – c/n: 3835 (front section) and c/n: 3844 (tail cone) wearing IJN tail no. 2-182 when recovered at Kara Airfield, Bougainville in September 1945. This composite aircraft was briefly used by RNZAF.

The original IJN camouflage was painted over with an unspecified white paint available on-site. The area on the nose left in the original colours most probably acted as an antiglare panel on the white (-ish) airframe. The reason why the canopy framing was painted only partially is unknown but it makes things even more interesting.

The layer of white was quite uneven and the previous markings were still visible. Additionally, the white paint was exceptionally prone to staining – all heavy weathering fans can have a ball with this one.

The IJN markings which are visible under the white coating have to be taken from the original kit decal sheet or from spares box.

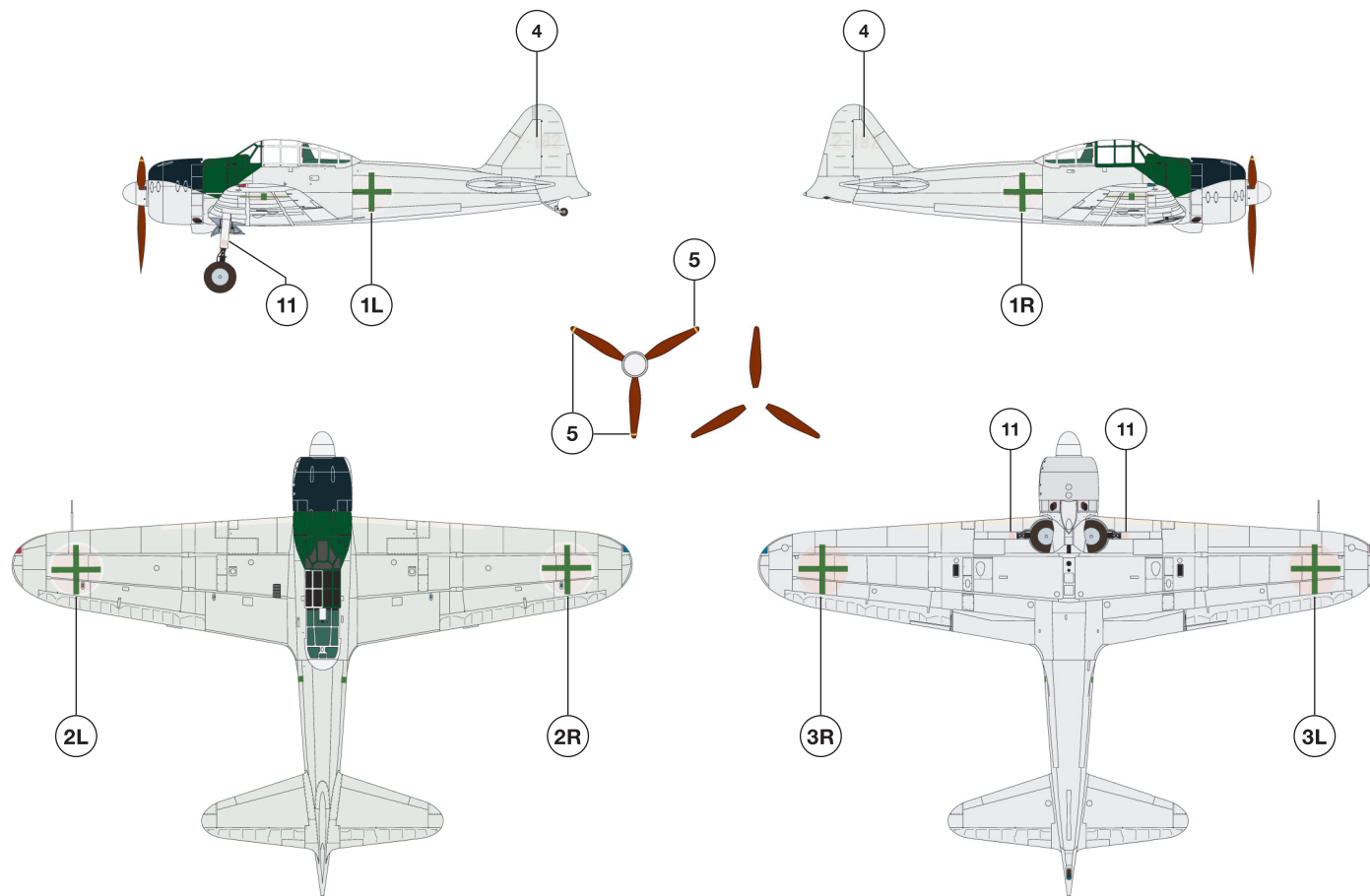
The antennae mast, the gunsight and the tailwheel canvas cover have been removed. Both lower parts of the main undercarriage doors has been removed as well. To make things a bit odd, the inner doors have been retained – they are clearly visible on existing photographs.

The wheel wells and the inner sides of the landing gear doors were kept in Mitsubishi IJN Light Gray. Landing gear legs were black, wheel hubs were painted silver. The propeller blades were painted IJN Red Brown on both sides.

Note: the propeller hub on this composite machine was from early A6M2 machine.

IJN tail markings (4) should be applied before adding the top white coating.

! Drawings keep 1/144 scale when printed on A4 size paper without "fit to page" option.



Colour guide:



SO31449

1/144 Commonwealth Reisens IJN A6M3 Reisen 22 2-182

Shelf
Oddity

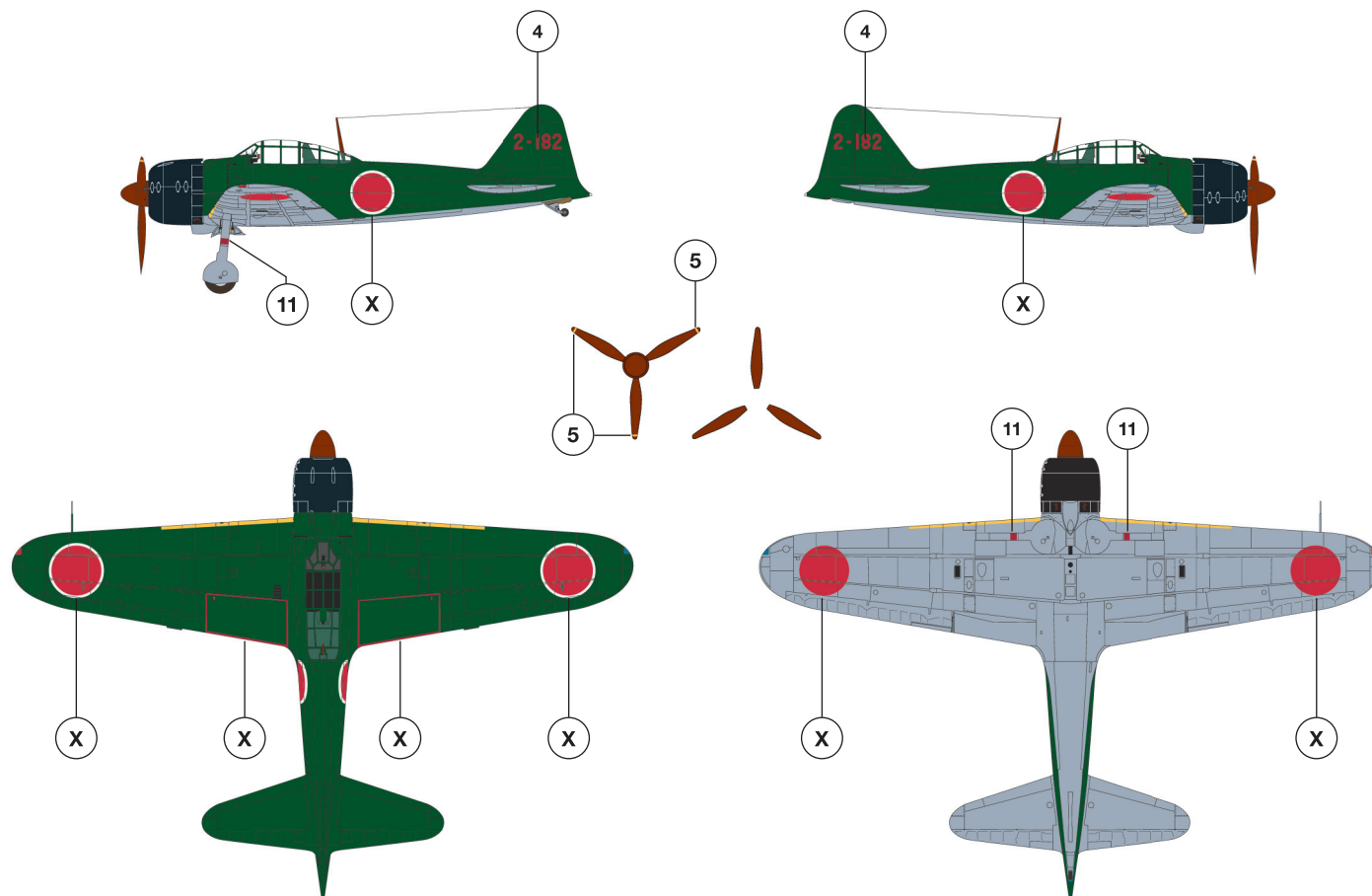
This is one of the predecessors of the RNZAF machine (c/n: 3844) but in her original IJN guise.

The Mitsubishi-style colour division is something to look at even when applying the green crosses from the RNZAF scheme shown on the previous page.

All decals marked with X have to be taken from the original model decal sheet or from spares box.

The presence of the antennae mast, the gunsight and tailwheel canvas cover is a guesstimate based upon observation of typical IJN Reisens from this period.

! Drawings keep 1/144 scale when printed on A4 size paper without "fit to page" option.



Colour guide:



IJN Mitsubishi
Light Grey

IJN Mitsubishi
Black

Mitsubishi
Interior Green

IJN Red Brown

IJN Yellow

SO31449

1/144 Commonwealth Reisens 'RAF' A6M5 Reisen 52 TAIC 11

Shelf
Oddity

The Mitsubishi A6M5 Reisen 52 c/n: 1303, manufactured by Nakajima, wearing IJN tail no. 61-121 was captured at Aslito Airfield on Saipan in June 1944. She was then transferred to NAS Anacostia, Washington D.C. and restored to flying status. By the April 1945 she was scheduled for the evaluation by ATAIU-SEA in India. Its further fate is unclear.

The RAF roundels are a bit puzzling thing. Some say they had nothing to do with ATAIU tests and they were painted on this airframe to commemorate UK war effort among Allied Nations. The famous photo (80-G-192152 – published in War Prizes book and in Aircraft Profile no.236) depicting this aircraft in shiny NMF condition with RAF roundels seems to be made at NAS Anacostia or Eglin AFB, Florida and not at RAF Seletar, Singapore as mentioned elsewhere (the proof of this statement may be the Ki-46 TAIC 10 visible in the background which has never left the US after its initial transfer to North America).

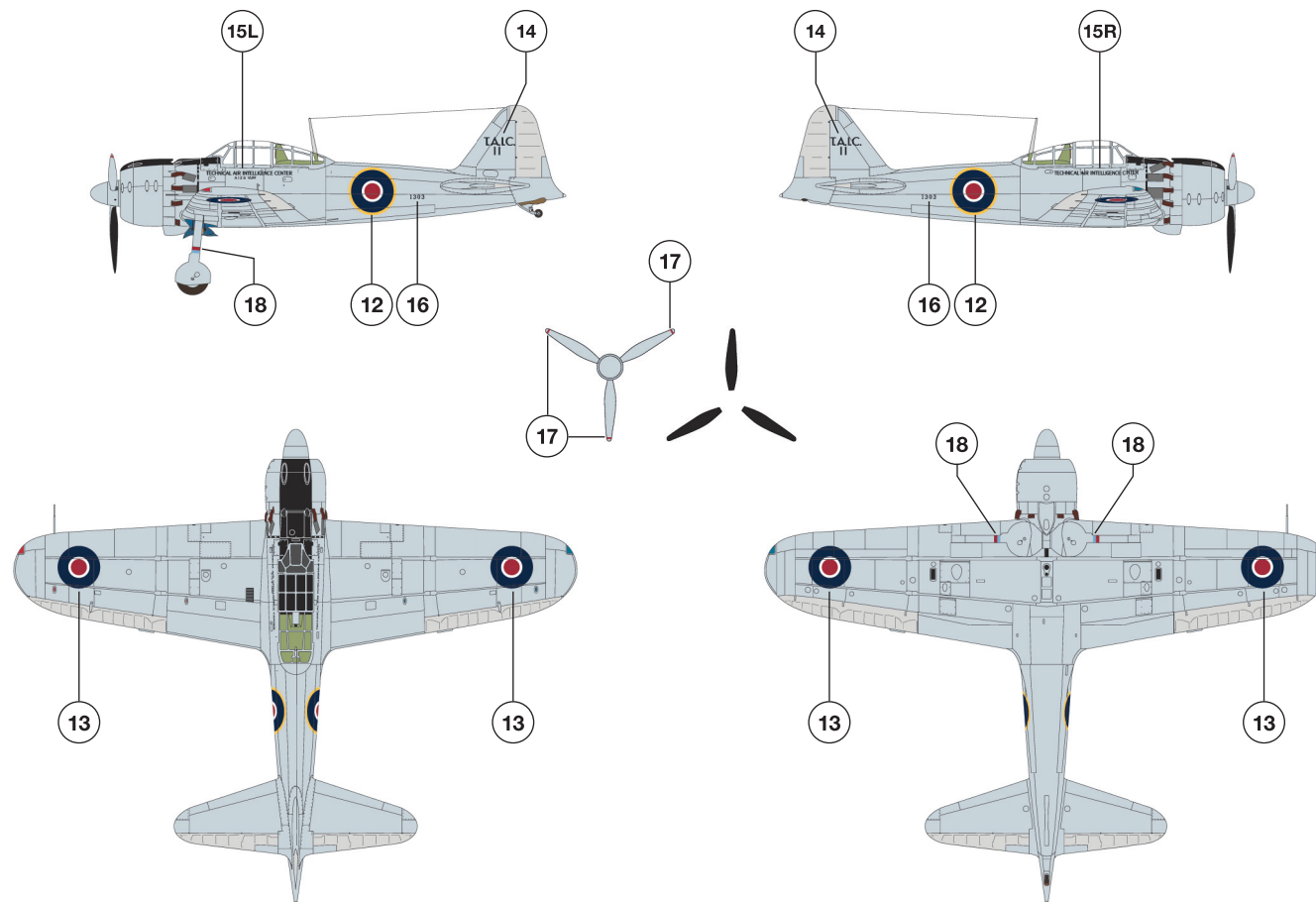
Having said that – the only Commonwealth thing here are the RAF roundels painted on an now-American plane. Odd is good.

The original IJN camouflage has been removed and black antiglare panel was added. The small heat-resistant plates beneath the exhaust stubs had Burnt Steel finish.

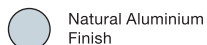
The gunsight and the armament have been removed.

Accordingly with the Nakajima practice, the wheel wells and the inner sides of landing gear doors were varnished using translucent blue Aotake-Iro lacquer. This anti-corrosive protecting layer might have as well been removed in Anacostia. Landing gear legs were black, wheel hubs were painted silver. The front-side of propeller blades was kept NMF and their back – black.

! Drawings keep 1/144 scale when printed on A4 size paper without "fit to page" option.



Colour guide:



1/144 Commonwealth Reizens RAAF A6M5c Reizen 52c

©2017 ShelfOddity