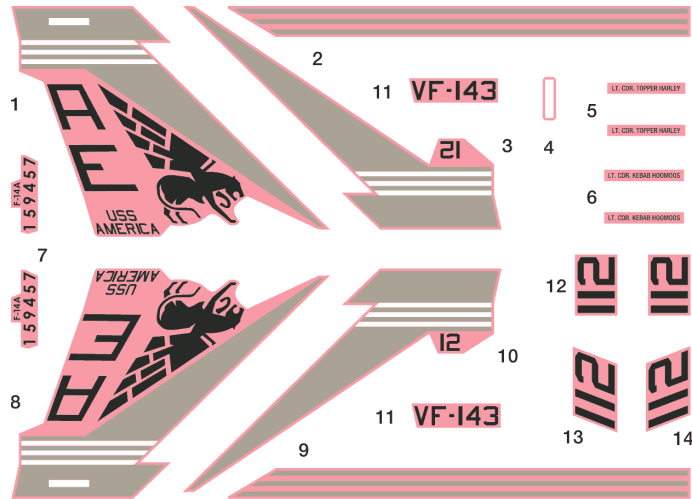


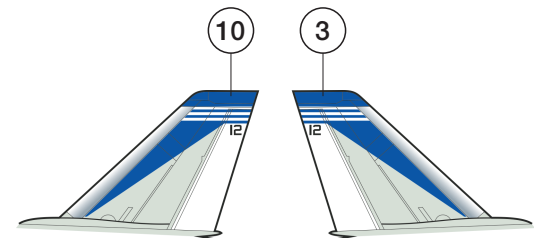
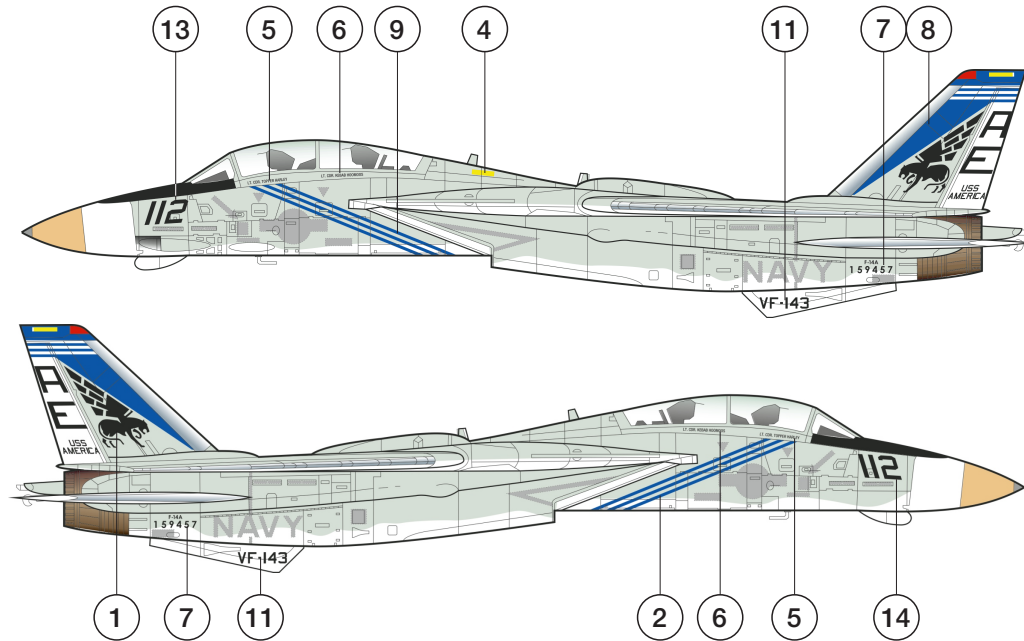
S031441

1/144 F-14A of VF-143 Pukin' Dogs (USS America)



You will need an F-14A model for this, there is no doubt about it. Revell kit may be a good start, but having seen Trumpeter release there are many factors to consider. Out of many available boxings we recommend hi-viz schemes as a source of basic markings such as „NAVY” lettering, stars-n-bars, formation lights and all other standard stencils. We marked the major ones with darker grey shape on our color profiles, but it is advisable to use your kit instruction as a backup reference source.

Fin decals are a little oversized in certain areas, this is to provide some margin for adjustment and to wrap around the edges. Better to trim the excess than to attempt matching color to fill the gap. The same goes for stripes across front fuselage.



○ white
FS17925

○ gull grey
FS26440

○ radome tan
FS33613

○ polished
aluminium

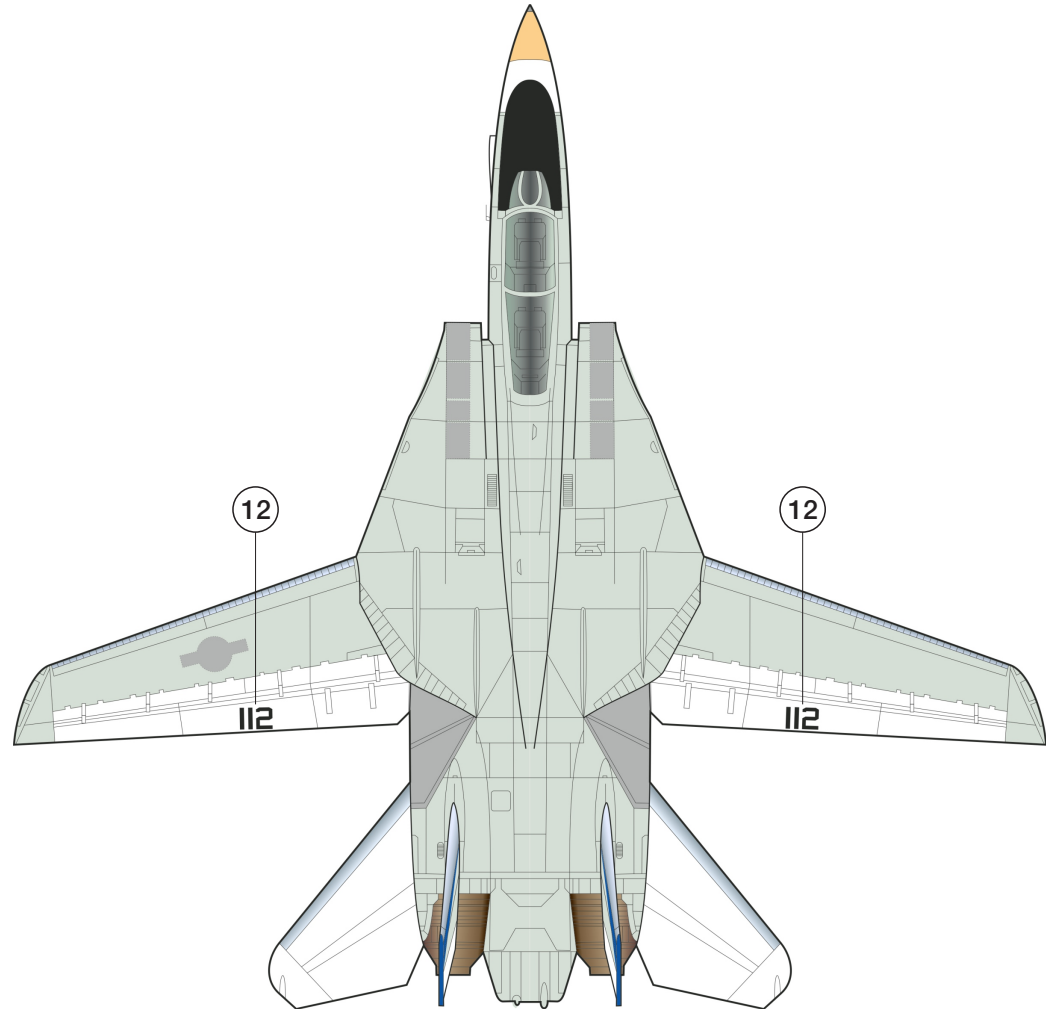
○ exhaust

SO31441

1/144 F-14A of VF-143 Pukin' Dogs (USS America)

**Shelf
Oddity**

While printing this instruction, selecting "Actual Size" option in Reader will result in true 1/144 scale drawings on A4 format.



○ white
FS17925

○ gull grey
FS26440

○ radome tan
FS33613

○ polished
aluminium

○ exhaust