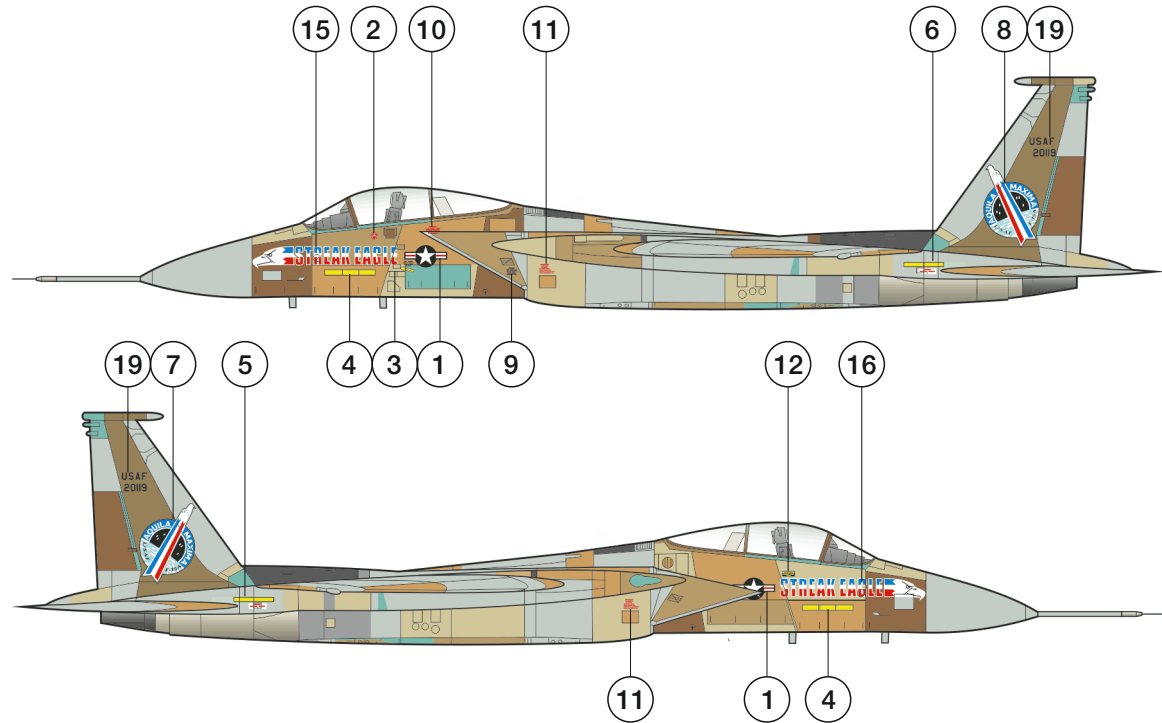
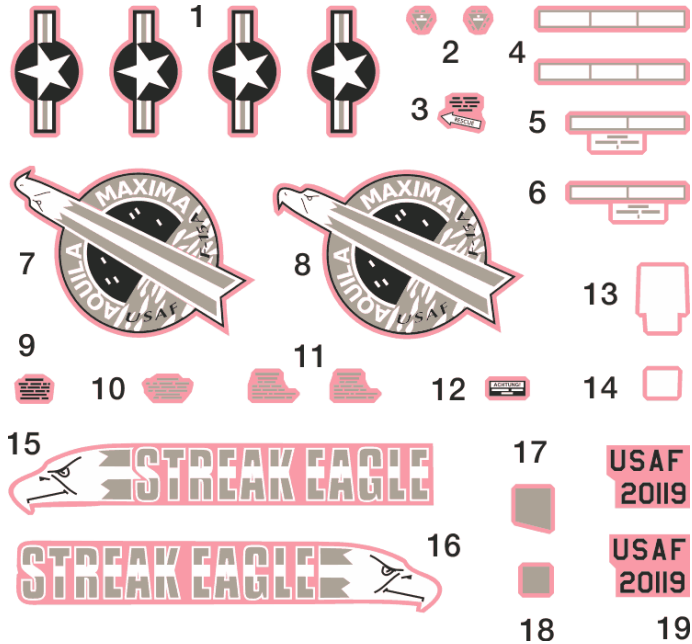


S031444

1/144 F-15A 72-0119 Streak Eagle

Shelf
Oddity



F-15 in 1/144... no problem isn't it?

Plenty to choose from.

Tomytec. F-toys. LS. Crown. Aii. Aoshima. Revell.

Now let's not talk about the balance of availability, price, and quality.

...anyway.

Re-scribe some panel lines, change wheel hubs, add turkey feathers to exhaust, possibly vac-form new canopy and... ta-da! you've got an F-15A. Bits in cockpit are mostly irrelevant in this scale. Easy.

Then it is just down to selecting the colors to represent the metallic mosaic of raw materials that look different from every angle and on each and every photo.

And masking the bloody thing about ten or twenty times.

Good luck and have fun.



SO31444


1/144 F-15A 72-0119 Streak Eagle

Shelf
Oddity

There are certain details that will help converting most common F-15E model into an A-version available in our [SO21446](#) detail set. These are:

- turkey feather exhausts
- early version main wheel hubs
- telemetry antenna (the white one under the canopy)
- instrument panel

Select "Actual Size" option in Reader print options, this will result in true 1/144 scale drawings on A4 format. This may come handy for creating mask templates.



- | | |
|---------------------|--------------------|
| dull aluminium | metallic light tan |
| metallic tan | metallic earth |
| metallic brown | titanium |
| metallic blue-green | steel |
| exhaust | dark steel |