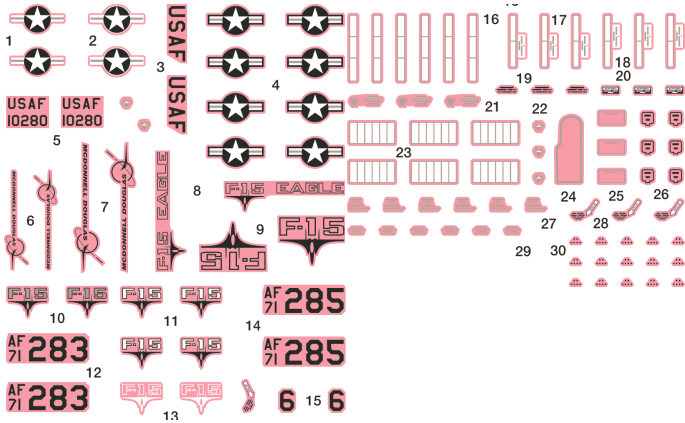


SO31445

1/144 F-15A Prototypes #1 (71-0280), #4 (71-0283), #6 (71-0285)

Shelf
Oddity



Single seater F-15 in 1/144... no problem isn't it?

Plenty to choose from.

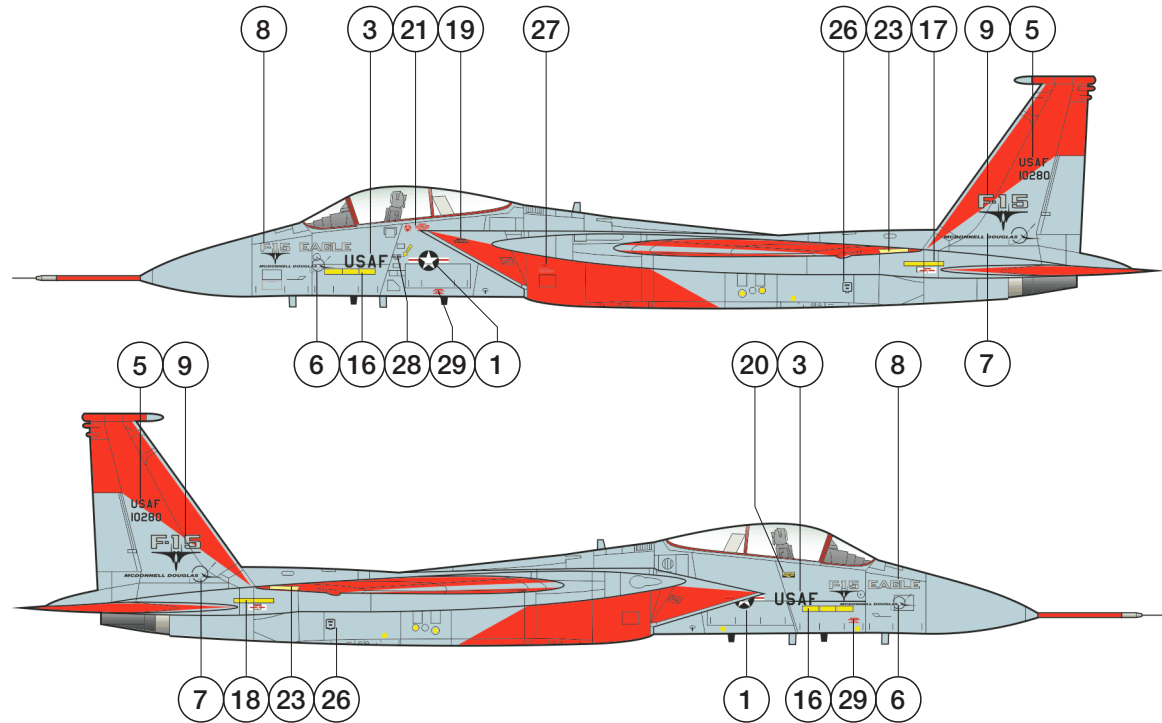
Tomytec. F-toys. LS. Crown. Arii. Aoshima. Revell.


Now let's talk about the balance of availability, price, and quality.


...anyway.


It is not straightforward, but there are little helpers.

Many details unique to A/B versions of F-15 come with our [SO21446](#) photoetched set. Main wheel hubs, turkey feather exhaust, instrument panel, telemetry antenna under canopy...



air superiority blue
FS35450(top)/FS15450(bottom) 

fluorescent orange
FS28913 

titanium 

exhaust 

SO31445

1/144 F-15A Prototypes #1 (71-0280), #4 (71-0283), #6 (71-0285)

The 71-0280 (F-15A-1-MC) was the first Eagle to fly (1972-07-27, with McDD test pilot Irwing Burrows at the controls). It was later used for flight envelope exploration, general handling and external stores tests.

Major difference between first three prototypes and all other F-15s are of course straight wingtips. Some browsing through the web yields an [interesting document on the subject](#). Another difference is toothless stabilator/elevon.

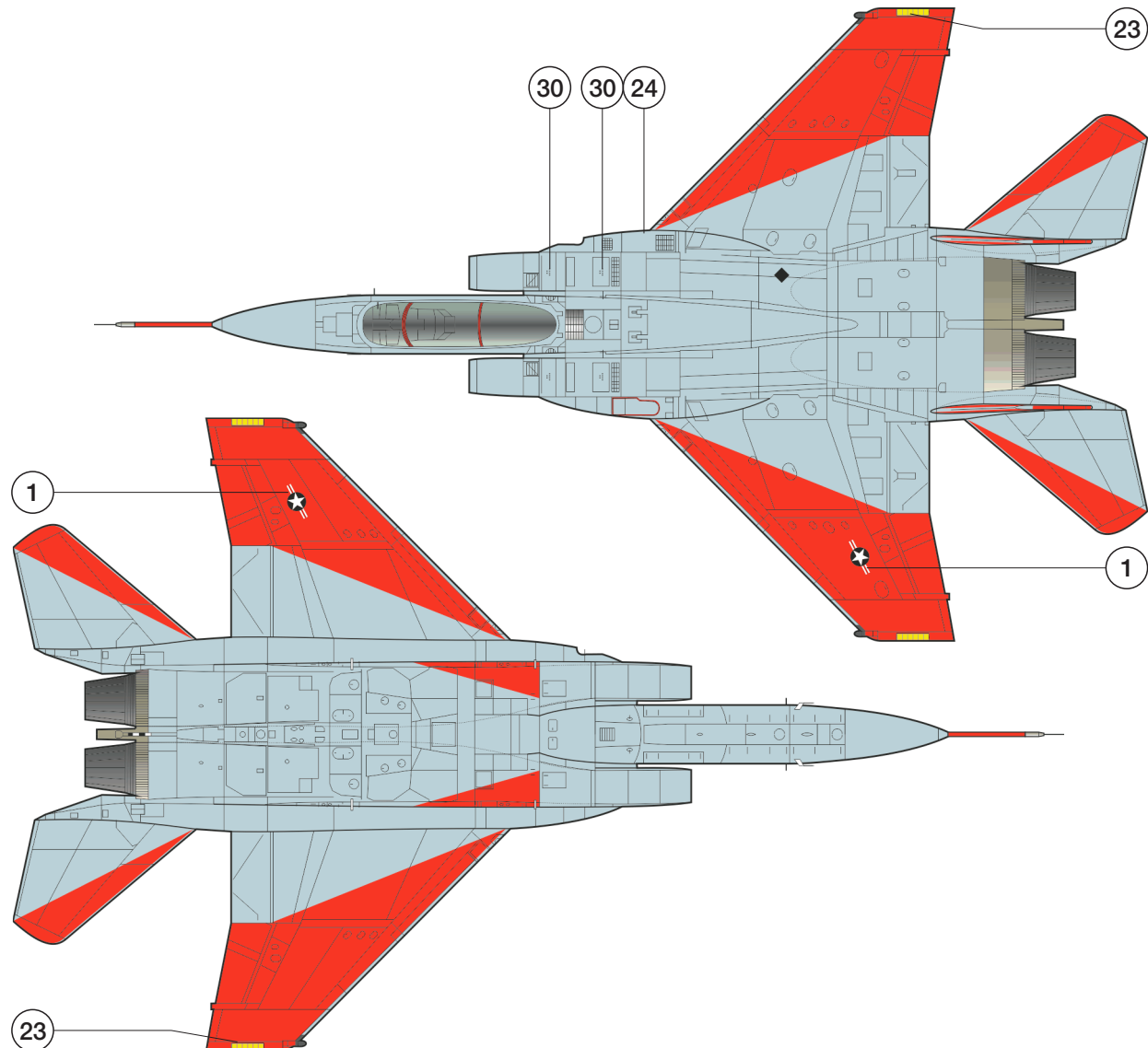
71-0280 was rolled out in all air-superiority blue scheme. Day-glo markings were added before the first flight. These were the first to show wear, and after some time there was considerable color variation in those areas. Air superiority blue was unique to first 42 F-15A's. They were repainted into standard Compass Grey scheme at first overhaul. Known matching paints are: Mr Color 74, Lifecolor UA0037, Humbrol 47 + some white, MM "Flanker Light Blue". Top surfaces are matt, gloss goes underneath.

○ air superiority blue
FS35450(top)/FS15450(bottom)

● fluorescent orange
FS28913

○ titanium

● exhaust



SO31445

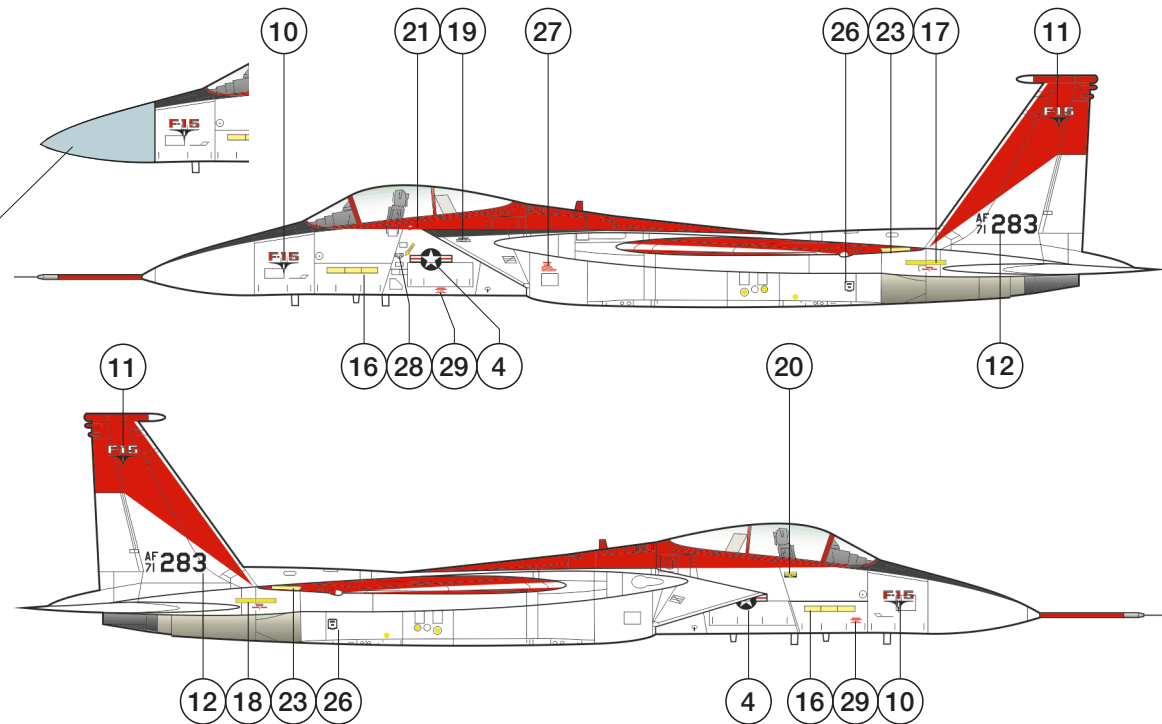
1/144 F-15A Prototypes #1 (71-0280), #4 (71-0283), #6 (71-0285)

Shelf
Oddity

F-15A-2-MC (71-0283) - the fourth prototype, made first flight on 1973-01-13 and was used for structural tests. It was the first F-15 with clipped wingtips, a remedy for severe buffeting encountered during early test flights.

Our decal set depicts 71-0283 in late 70's color scheme used in McDD factory tests.

If a white radome with instrument boom appears a bit too boring, you may try a plain grey/Air Superiority Blue one. At least two photos are available showing this config.



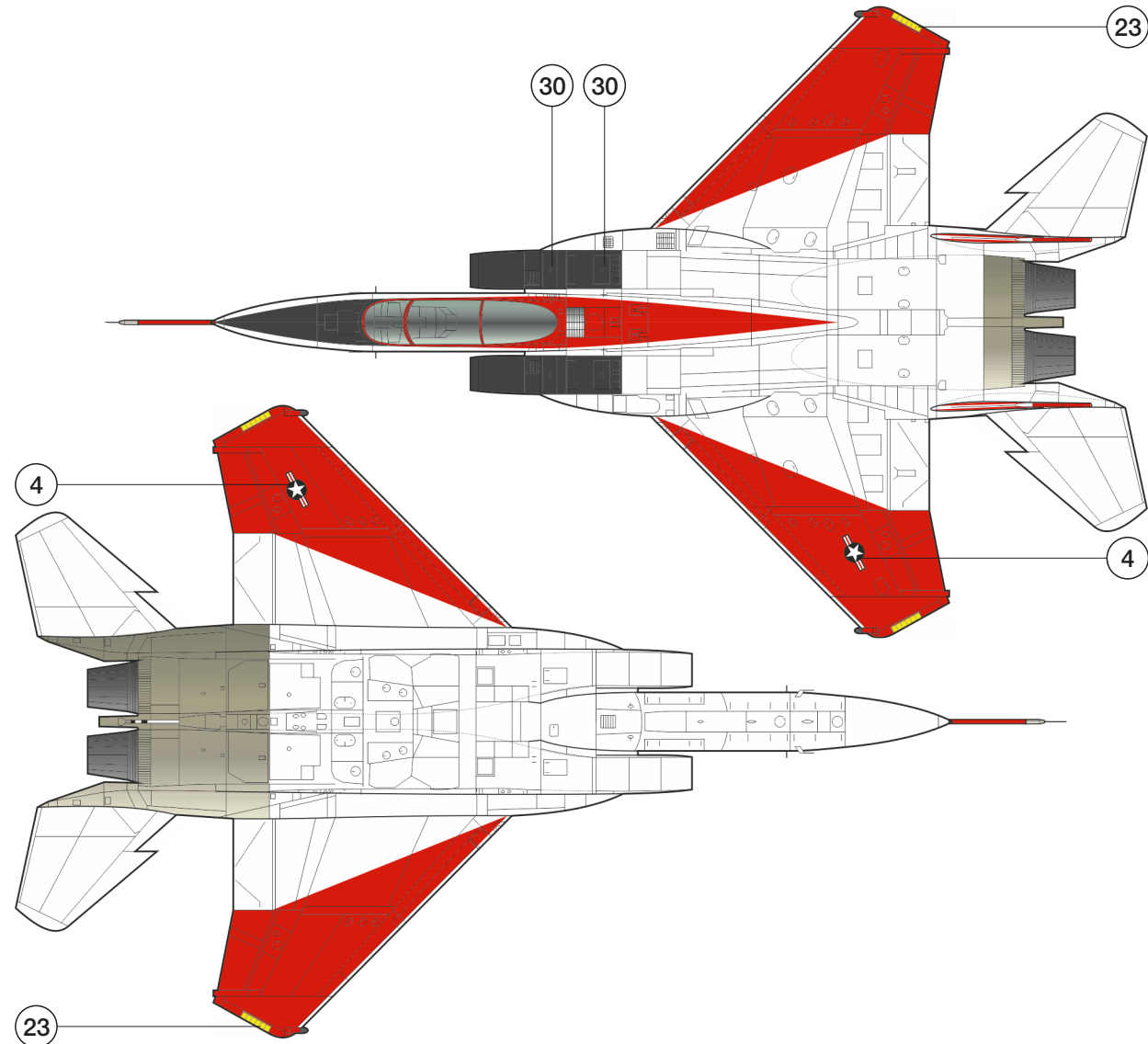
- white ○ FS17925
- black ● FS37038
- red ● FS21105
- titanium ●
- exhaust ●

S031445

1/144 F-15A Prototypes #1 (71-0280), #4 (71-0283), #6 (71-0285)

Shelf
Oddity

Printing this .pdf with "Actual Size" enabled will result in true 1/144 scale drawings on A4 format.

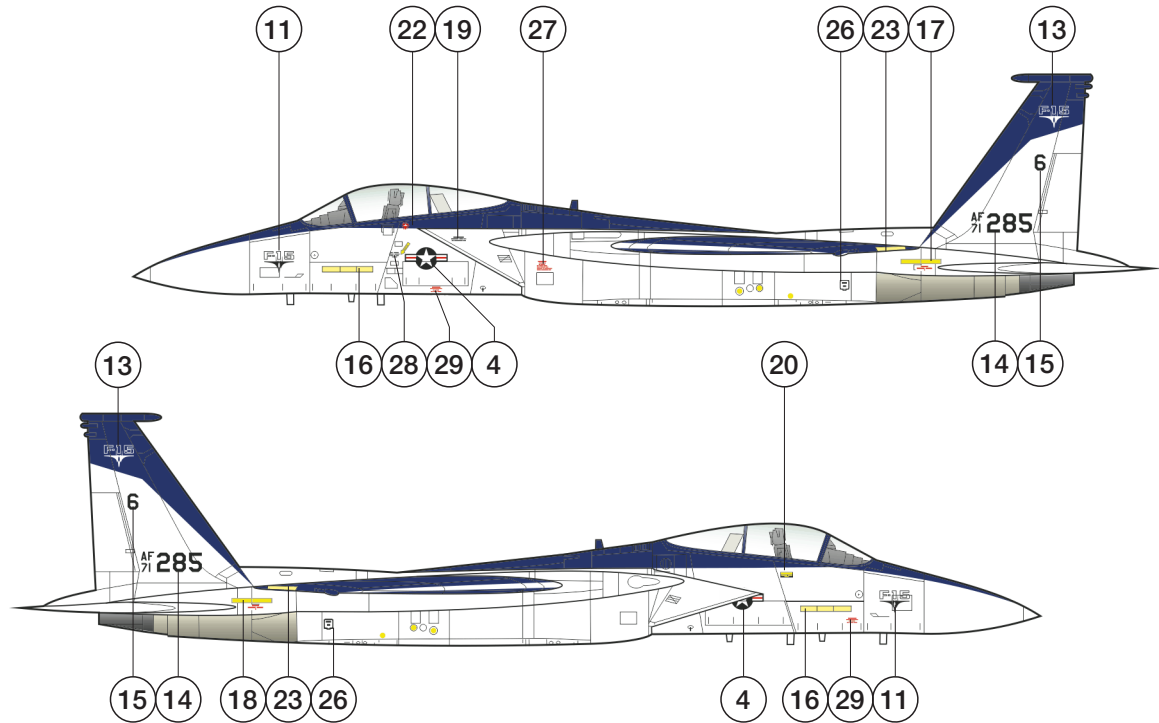


- white
FS17925
- black
FS37038
- red
FS21105
- titanium
- exhaust

S031445

1/144 F-15A Prototypes #1 (71-0280), #4 (71-0283), #6 (71-0285)

F-15A-3-MC (71-0285) first took to the air on 1973-05-23.
Between 1973 and 1981 it participated in avionics and
missile firing control systems tests and also fighter
control evaluation.
Blue-white color scheme was used during tests at McDD.



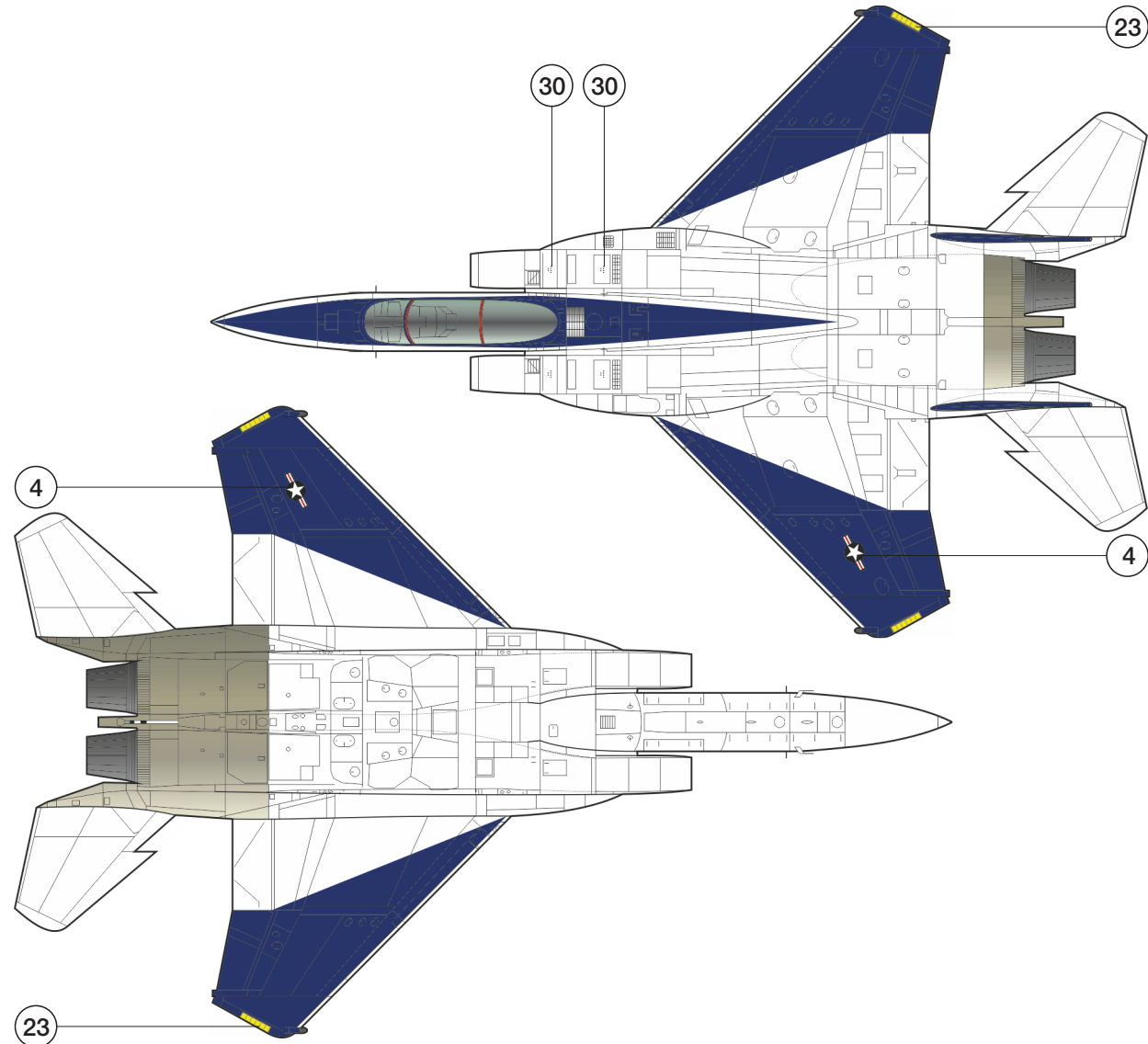
- white ○
- FS17925 ○
- 106 royal blue ●
- FS15044 ●
- titanium ●
- exhaust ●

S031445

1/144 F-15A Prototypes #1 (71-0280), #4 (71-0283), #6 (71-0285)

Shelf
Oddity

Printing this .pdf with "Actual Size" enabled will result in true 1/144 scale drawings.



- white
FS17925
- 106 royal blue
FS15044
- titanium
- exhaust