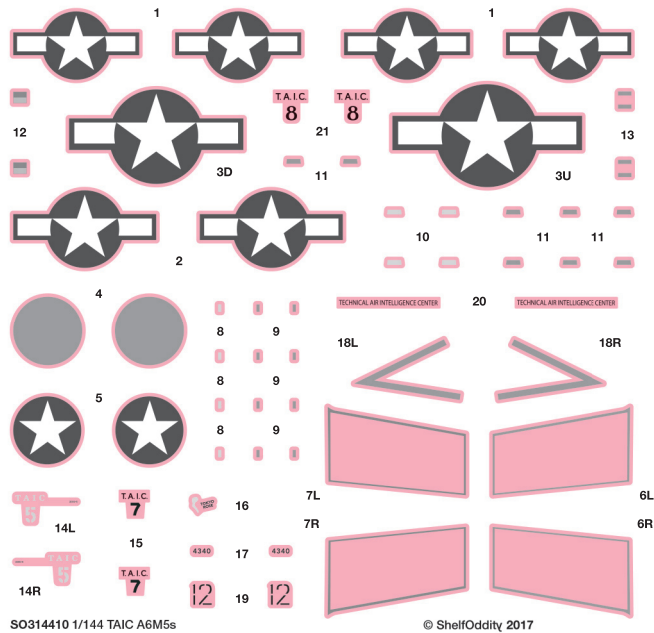


SO314410

1/144 TAIC A6M5s

Shelf
Oddity



SO314410 1/144 TAIC A6M5s

© ShelfOddity 2017


© ShelfOddity 2021

SO314410
1/144 TAIC A6M5s Add-on

1293

22

1293



This decal set is recommended for Sweet kits but it may also be used with other Reisen models. Decals are made using silk print technology (BOA Bodecek Agency) and have very small amount of transparent base around the graphics.

A Brengun BRL144059 PE set and Master AM-144-022 barrels set can be used to further enhance your model.

SO314410

1/144 TAIC A6M5s

TAIC 5

Shelf
Oddity

The Mitsubishi A6M5 Reisen 52 c/n: 5357, manufactured by Nakajima, wearing IJN tail no. 61-120 was captured at Aslito Airfield on Saipan in June 1944. She was then transferred to NAS Patuxent River, Maryland and restored to flying status.

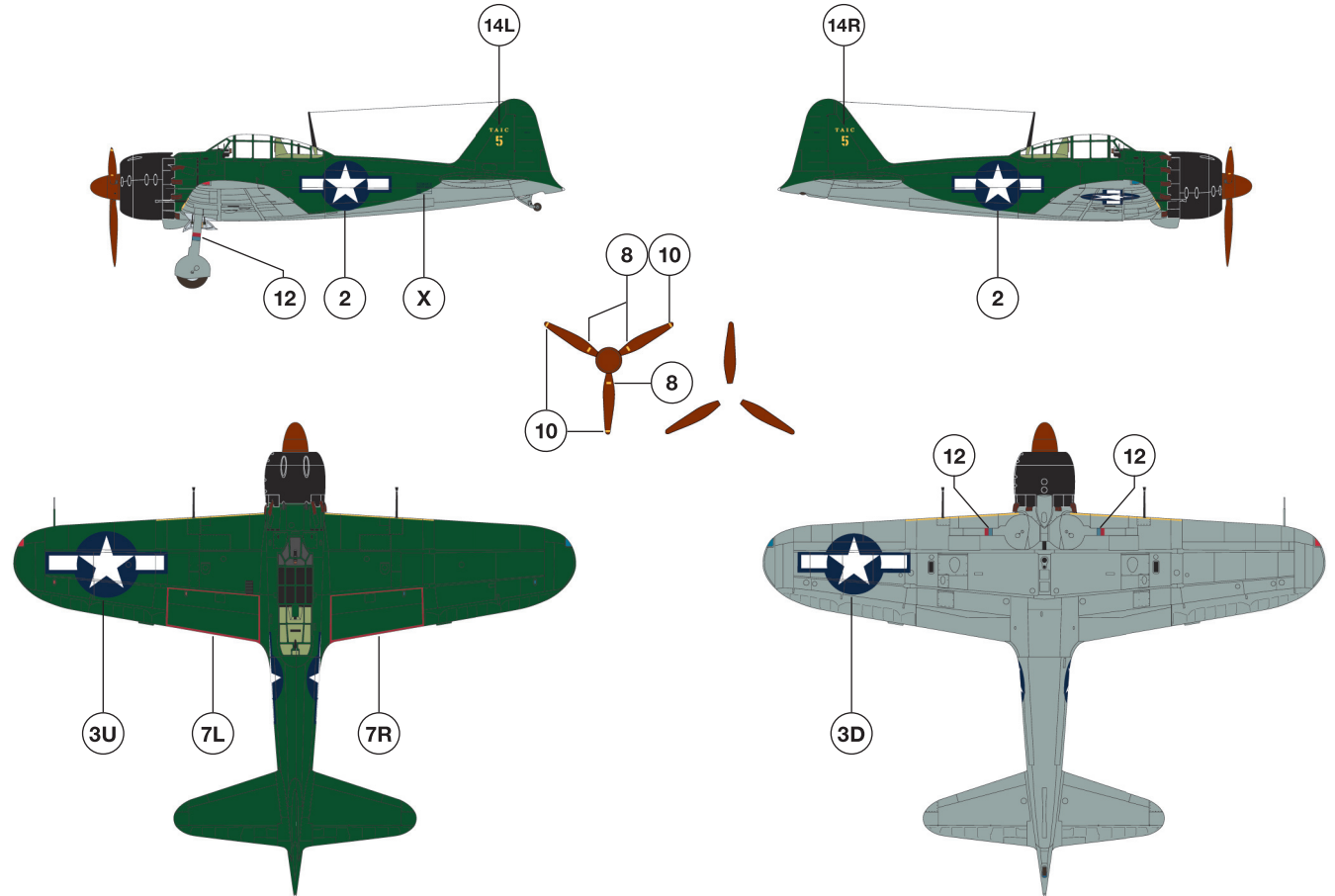
The original IJN camouflage was retained but the oversized US insignia was placed in positions standard for USAF. Both lower starboard and upper port wing Hinomarus were painted over. Quite possibly the original IJN paints were used.

The gunsight, cockpit ADF loop and the armament is present. The tailwheel canvas cover have been removed.

Accordingly with the late-war Nakajima practice, the wheel wells and the inner sides of landing gear doors were left in the natural metal finish. Landing gear legs were black, wheel hubs were painted silver. The propeller blades and the spinner were painted IJN Red Brown. The full late war standard IJN stencilling on the propeller blades was retained.

The Nakajima register plate (marked with X) have to be taken from the original model decal sheet or from spares box.

! Drawings keep 1/144 scale when printed on A4 size paper without "fit to page" option.



Colour guide:



SO314410

1/144 TAIC A6M5s

TAIC 7 early

Shelf
Oddity

The Mitsubishi A6M5 Reisen 52 c/n: 4340, manufactured by Nakajima, wearing IJN tail no. 61-131 was captured at Aslito Airfield on Saipan in June 1944. She was then transferred to NAS Anacostia, Washington D.C. and restored to flying status.

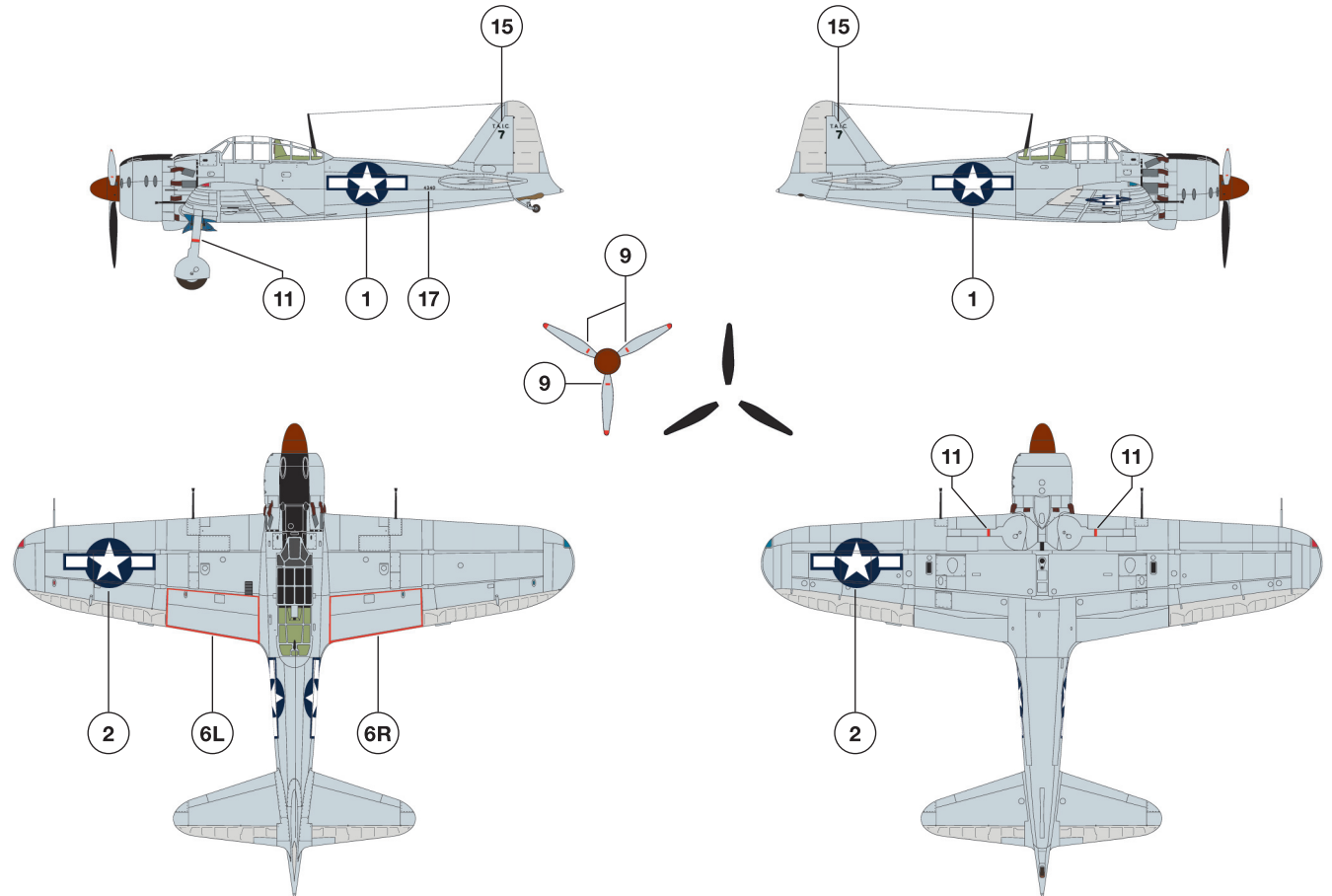
The original IJN camouflage has been removed and black antiglare panel was added. The small heat-resistant plates beneath the exhaust stubs had Burnt Steel finish. The seven oval fixing plates on both sides on the engine covers seem to be darker than the surrounding areas.

The gunsight was removed but the armament was retained. The tailwheel canvas cover was also present.

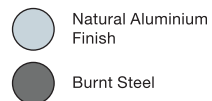
Accordingly with the Nakajima practice, the wheel wells and the inner sides of landing gear doors were varnished using translucent blue Aotake-Iro lacquer.

Landing gear legs were black, wheel hubs were painted silver. The front-side of propeller blades was kept NMF (with red tips) and its backside – black. The propeller spinner most likely was kept in IJN Red Brown colour. The antennae mast was black.

! Drawings keep 1/144 scale when printed on A4 size paper without "fit to page" option.



Colour guide:



SO314410

1/144 TAIC A6M5s

TAIC 7 later version

This is the same machine (c/n: 4340) but in later, more colorful guise.

After she was transferred to Wright Field, Ohio in late 1945 the locally available red paint was readily put to use. Beside Hinomarus the propeller spinner and engine cooling louvres got a fresh coat of red paint. A few new markings were added and the airplane got a name: Tokyo Rose.

All the remaining colours seem to be unchanged.

The biggest issue with this livery are the wing's markings.

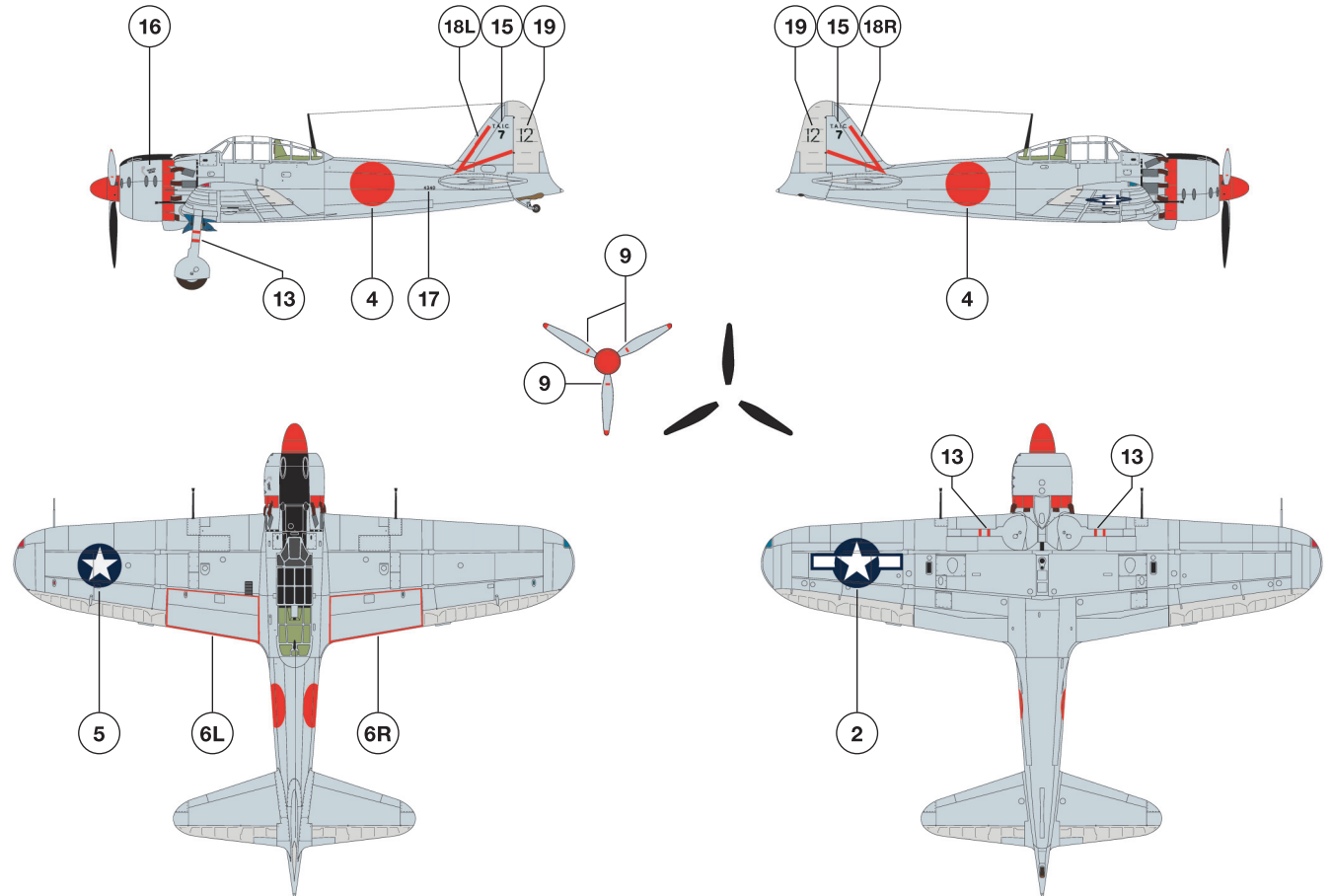
There are photos with stars'n'bars on the lower side of the wing and there are photos with the old style round US marking on top of the wing.

What could have happened – the bars from the original upper wing marking might have been removed over time and the lower marking could have been left intact.


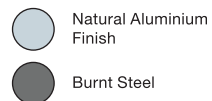
What also could have happened – the bars have been removed from the lower marking as well, that is why we have included two round decals marked with (5).

Use your references on par with your imagination here.

! Drawings keep 1/144 scale when printed on A4 size paper without "fit to page" option.



Colour guide:



SO314410

1/144 TAIC A6M5s

TAIC 8

Shelf
Oddity

The Mitsubishi A6M5 Reisen 52 c/n: 2193, manufactured by Mitsubishi, wearing IJN tail no. 61-108 was captured at Aslito Airfield on Saipan in June 1944. She was then transferred to NAS Anacostia, Washington D.C. and restored to flying status. Later in 1945 she was transferred to Eglin Field, Florida and used for training fields. A few good quality colour photos of this machine exists from that localisation which is a rarity.

The original IJN camouflage has been removed and black antiglare panel was added. The small heat-resistant plates beneath the exhaust stubs as well as the engine cooling louvres were painted black.

The gunsight was removed but the armament was retained. The tailwheel canvas cover was also present.

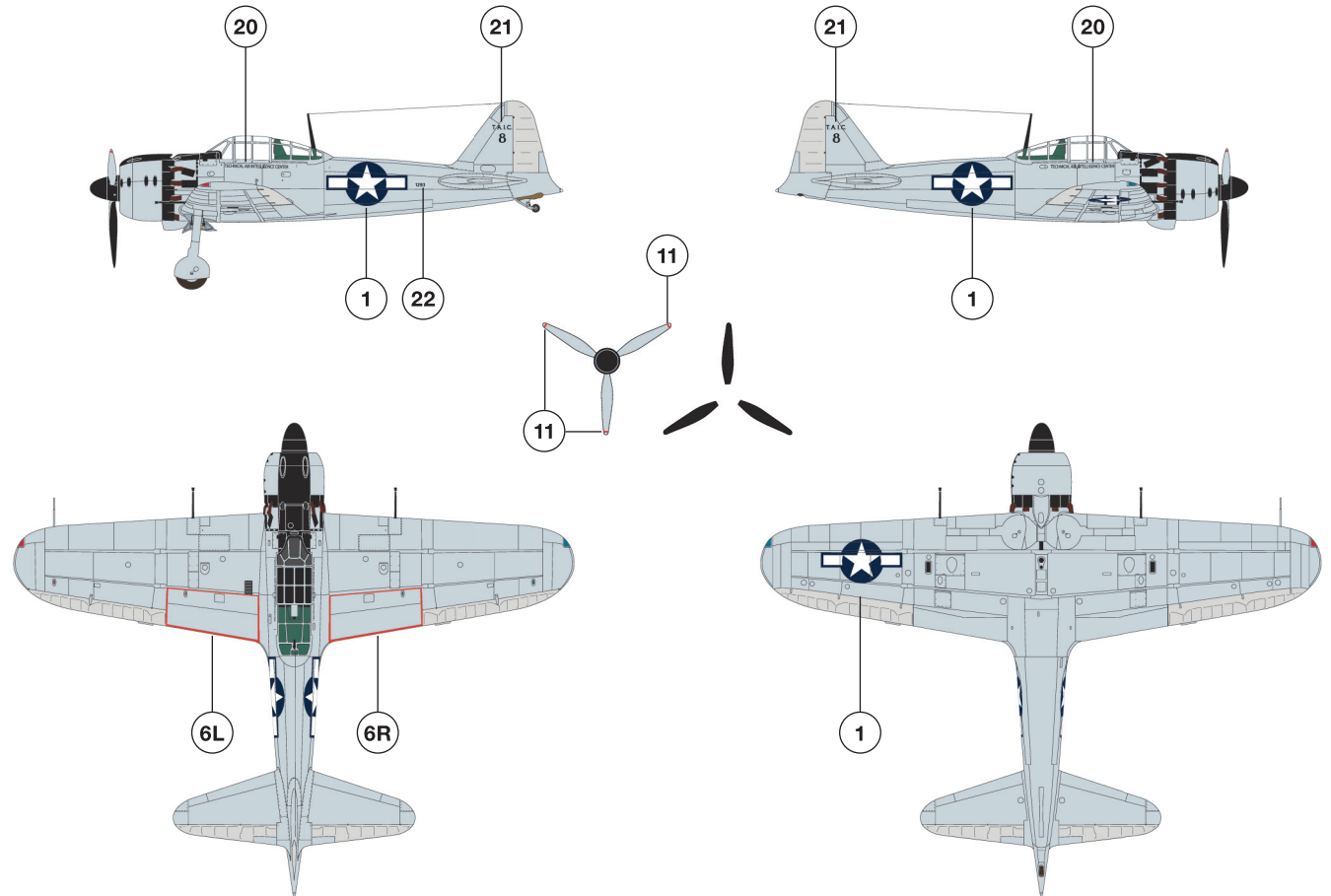
Recently found photographs clearly show the a/c number placed on the port-side (22).

The wheel wells and the inner sides of landing gear doors were kept in Mitsubishi IJN Light Gray. Landing gear legs were black, wheel hubs were painted silver. The front-side of propeller blades was kept NMF and its backside – black. The propeller spinner and the antennae mast were black.

Sources:

War Prizes – Midland
 Captured IJA and IJN Planes – Kojinsha
 Setting Suns Vol.1 – Armour Plate Press
 The Mitsubishi Zero in WW2 – Combat Colours No.9 Guideline Pub.
 C&M of The Imperial Japanese Navy Fighters in WWII – Model Art 272
 IJN C&M Before and During WW2 – Ian K. Baker
 Zero model 22-63 – FAOW 56 Bunrin-Do

! Drawings keep 1/144 scale when printed on A4 size paper without "fit to page" option.



Colour guide:

