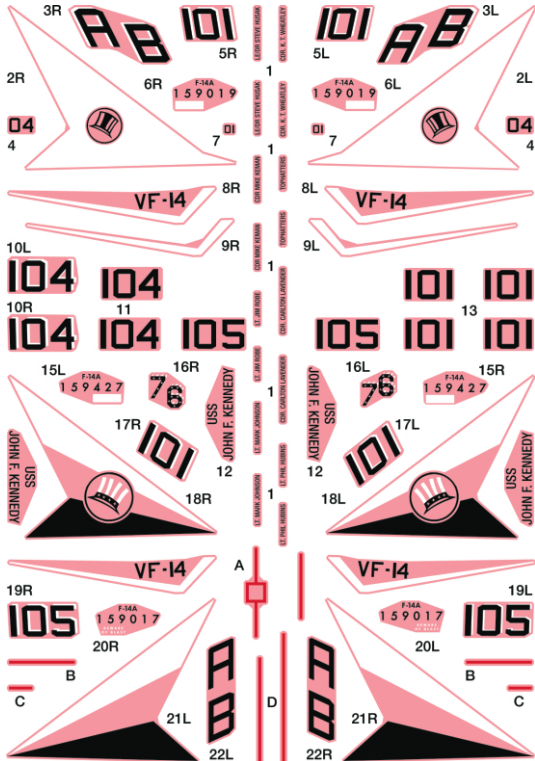


# SO314439

## 1/144 F-14A 70s Tophatters (VF-14)

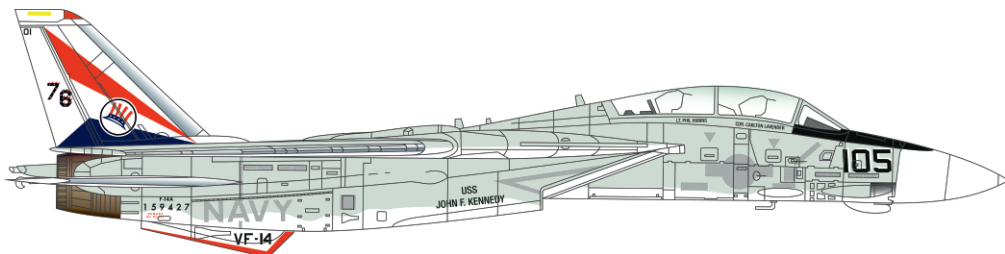
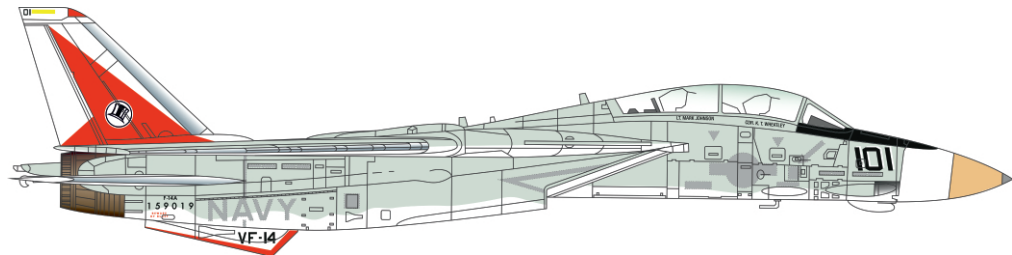
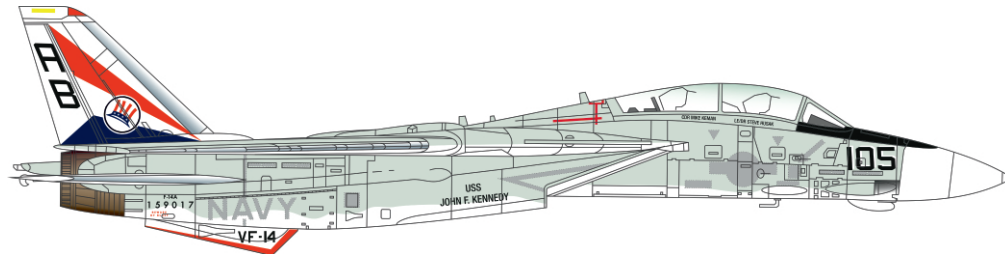
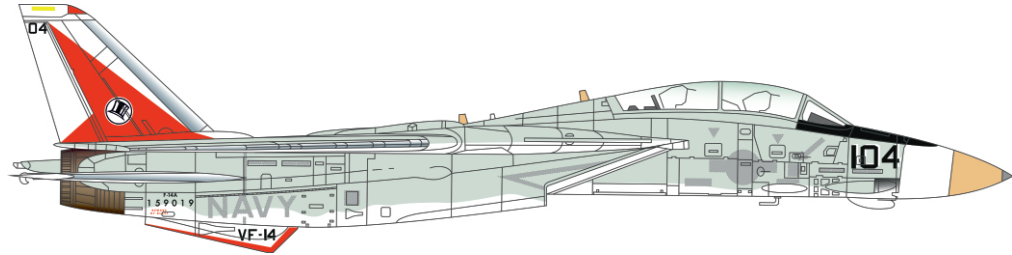
Shelf  
Oddity



You are looking at silkscreen printed (BOA Bodecek Agency) decals on which every marking sits on its own individual carrier film.

Only VF-14 specific markings are provided, since a basic set of national insignia and service markings is supplied with most F-14 1/144 kits. The kit decals are marked in this instruction as grey placeholders.

You may also notice not much thought and estate had been given to areas usually not visible on finished model.



# SO314439

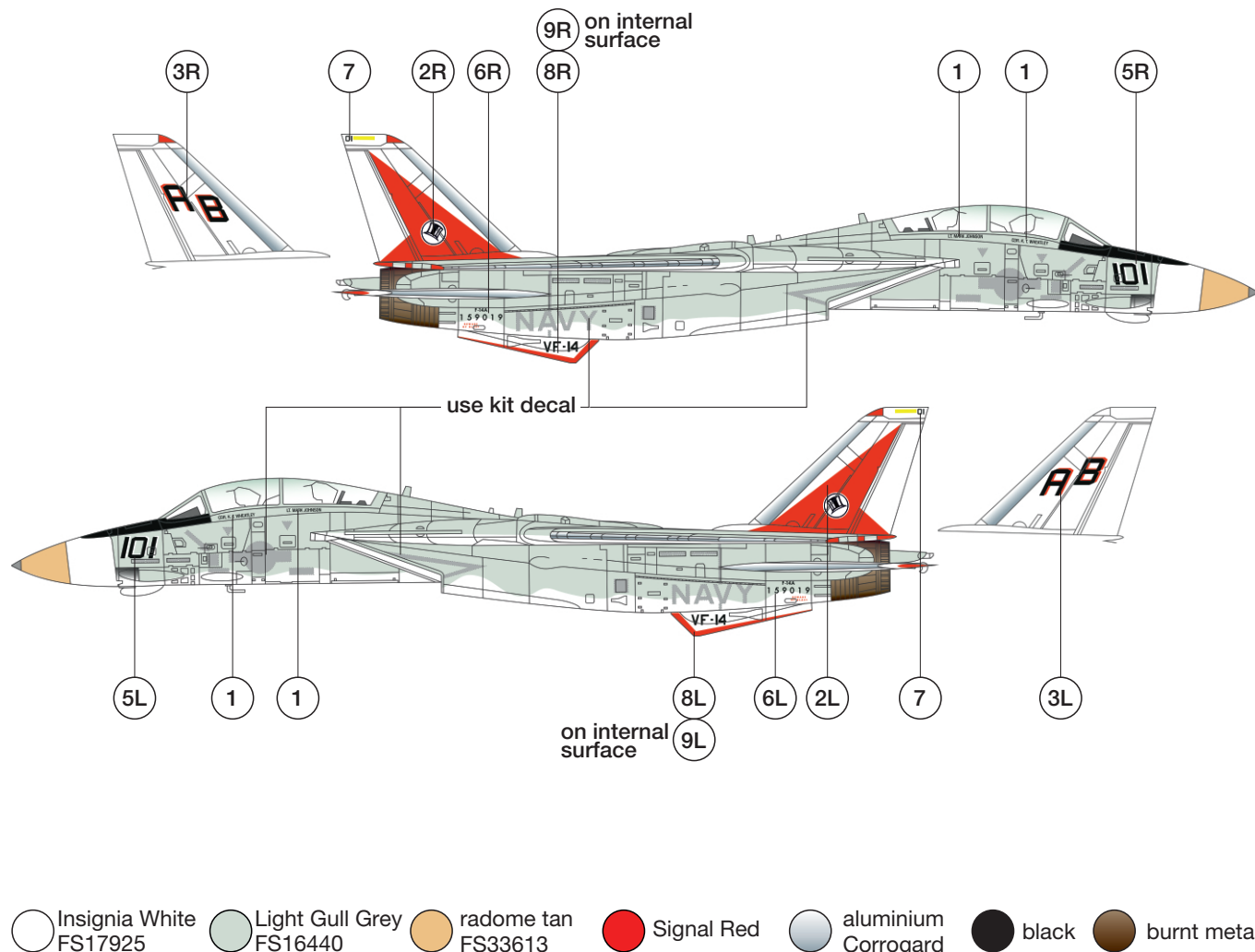
## 1/144 F-14A 70s Tophatters (VF-14)

Shelf  
Oddity

The roots of Tophatters can be traced back to 1919, making it the oldest active squadron in US Navy. Initially, since 1921 VF-4 "High Hats" operated from CV-1 Langley. Then came VB-4 using SBU-2 Vindicators from CV-4 Ranger, VS-41 equipped with SBD Dauntless that moved to CV-17 Bunker Hill and then to CV-9 Essex. As VA-1A it flew SB2C-5 Helldivers, then – as VA-14 F4U-5 Corsairs. VF-14 designation was assigned in 1949. Jet age arrived in 1954 in form of F3D Skyknights boarded on CV-11 Intrepid. In 1955 came F3D Demons, deployment on board CVA-59 Forrestal, and transfer to CVA-42 FDR. Year 1963 marked the arrival of F-4B Phantom, three years later, still aboard the Franklin D. Roosevelt the combat cruise to Vietnam. In 1969 the squadron transferred to CV-67 John F. Kennedy. Transition to Tomcats began in 1974. VF-14 along with VF-32 became the first F-14 squadrons to deploy in Atlantic Fleet. Tomcats would continue onboard JFK until mid-1981, when they were reassigned to CV-62 Independence.

This is the point where we end the story, as at about that time the bright colors began to vanish from F-14s making way to lo-viz schemes. And the funky 70s colors is what this set is all about.

The base for these colors is Gloss Light Gull Grey over Gloss Insignia White paint scheme. Introduced in US Navy in mid 1950s. Top surfaces are painted grey, bottom surfaces – white with wavy demarcation line. All flying surfaces painted white, including spoilers, flaps and both sides of rudders. Wheel wells, gear doors painted white, slats and edges of gear doors – red. Big and colorful insignia as well as stencils. Radome is in original cream and white. Black antiglare panel. Aluminium Corrogard applied to leading edges of wings, stabilators and rudders.



# SO314439

## 1/144 F-14A 70s Tophatters (VF-14)

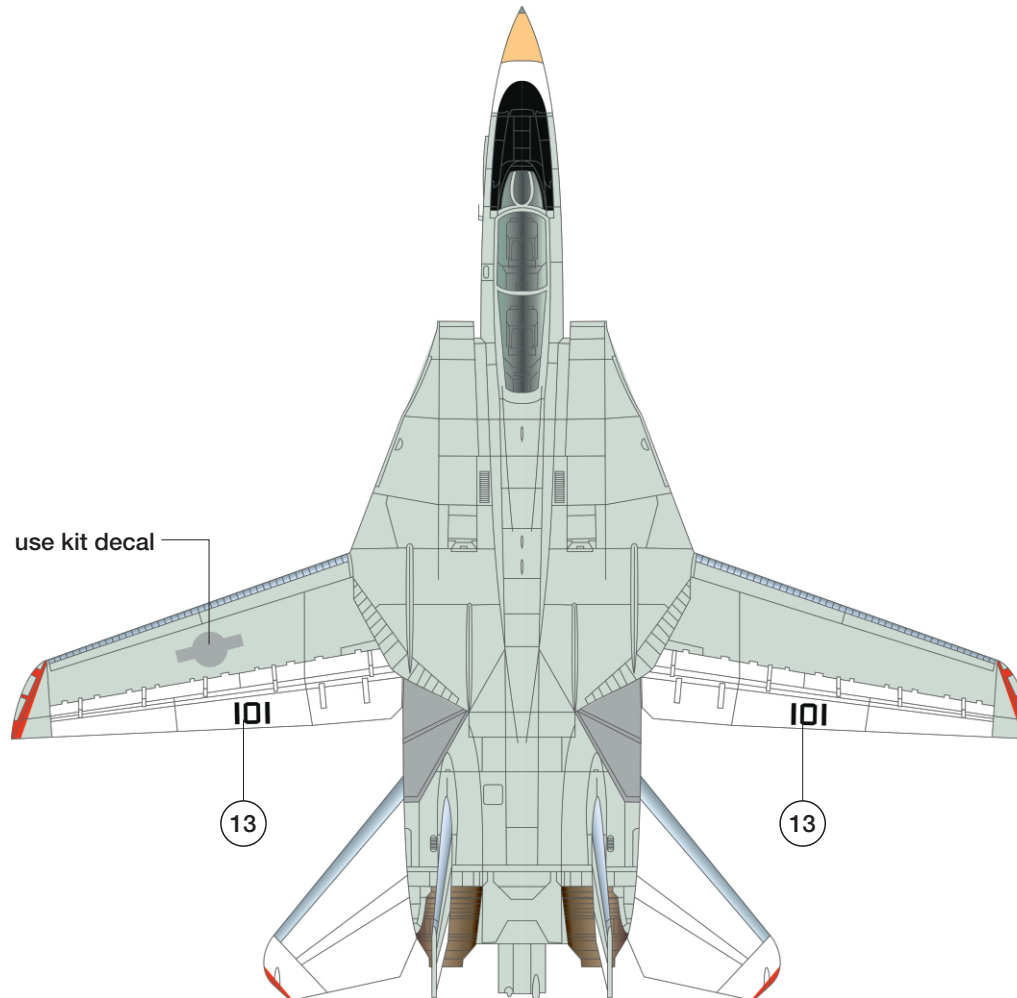
Shelf  
Oddity

### F-14A BuNo159019 top view

(side views on previous page)

Most typical of early paint scheme VF-14's Tomcat. Red flash and black top hat on external surfaces of rudders, black code with red shadow on inner surfaces of rudders supplemented by red tips of wings, ventral fins and stabilators. Note missing "JOHN F. KENNEDY" stencil on intake sidewalls.

No exact info on walkways over the intakes.



If you wish to print this instruction, make sure to select "Actual Size" in printing options, this will result in true 1/144 scale drawings on A4 format.

○ Insignia White  
FS17925

○ Light Gull Grey  
FS16440

○ radome tan  
FS33613

● Signal Red

○ aluminium  
Corrogard

● black

● burnt metal

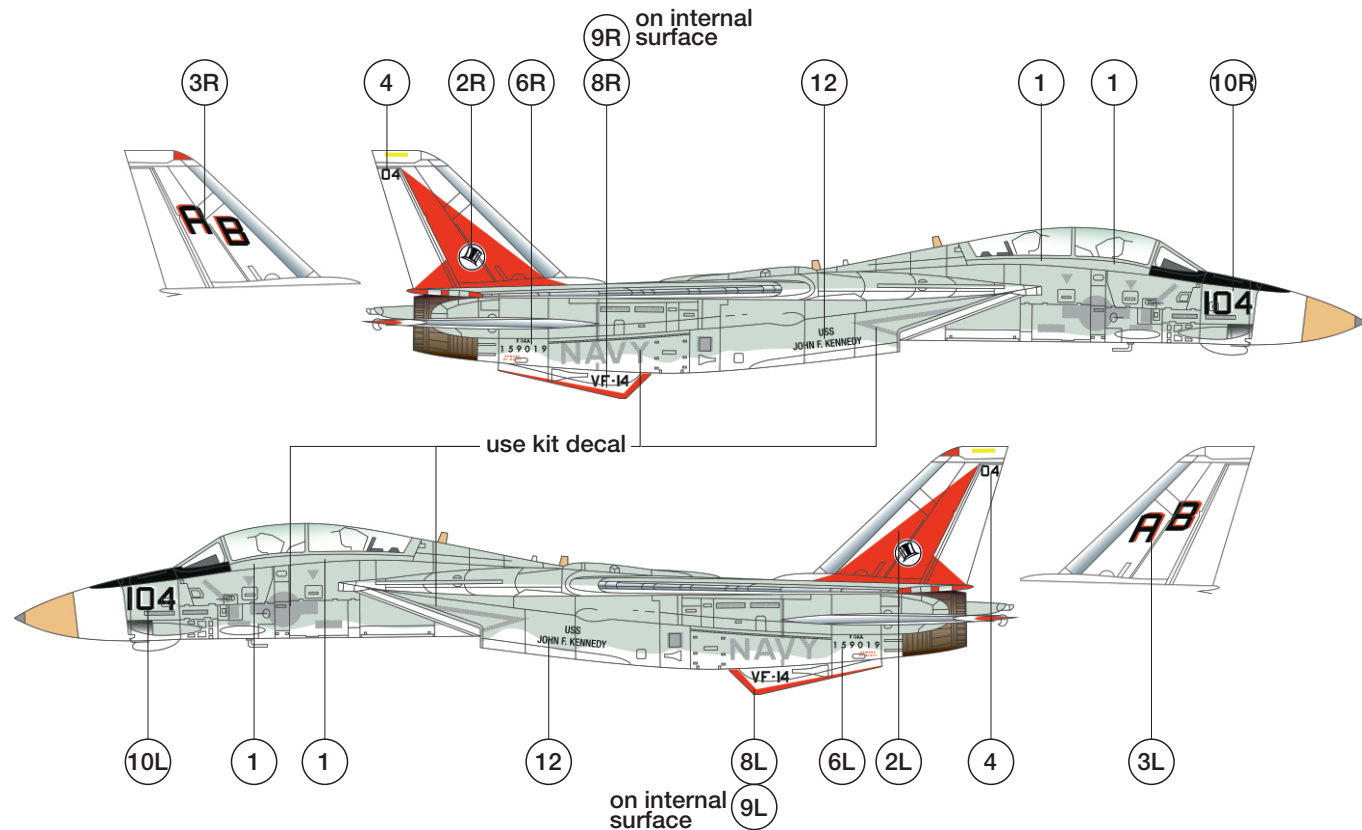
# SO314439

## 1/144 F-14A 70s Tophatters (VF-14)

Shelf  
Oddity

### F-14A BuNo159011

Almost as typical as previous proposition with one irregularity. This machine has the Corrogard applied also to leading edges of wing gloves (unmoveable parts of the wing). Otherwise it is a typical Tophatter. All the original markings used on VF-14's Tomcats are here with red flash and black top hat on external surfaces of rudders, black code with red shadow on internal surfaces of rudders supplemented by red wingtips, ventral fins and stabilizers.



○ Insignia White  
FS17925

○ Light Gull Grey  
FS16440

○ radome tan  
FS33613

● Signal Red

○ aluminium  
Corrogard

● black

● burnt metal



# SO314439

## 1/144 F-14A 70s Tophatters (VF-14)

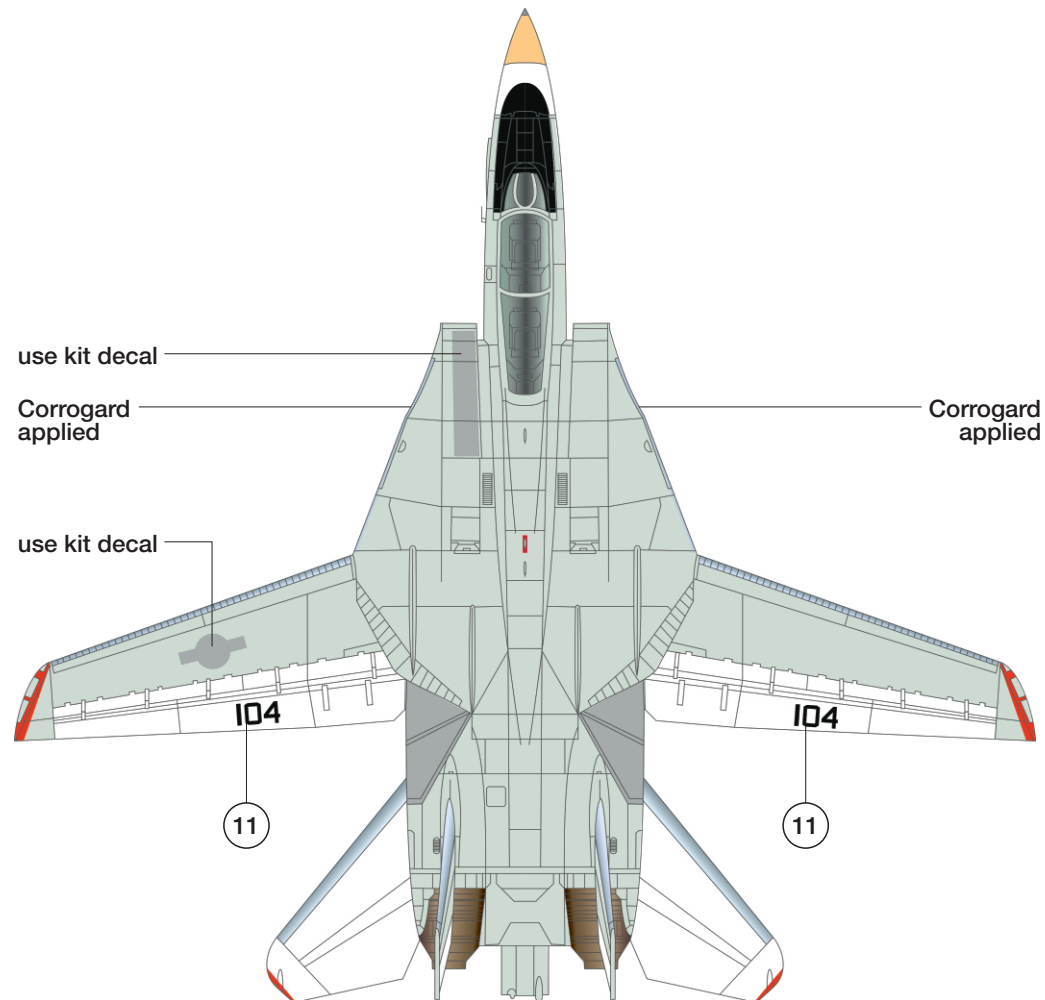
Shelf  
Oddity

### F-14A BuNo159011 - top view.

Good top quarter photographs of this aircraft exist and several details draw the eye.

First of all - it can be clearly established that the walkway was marked over the left intake only.

The red area at the base of middle fin aerial may also be of interest. Use strips e.g. decal D cut to fit to simulate. Note also the colors of fin aerals - this varies from airplane to airplane, make sure to check your references on this.



If you wish to print this instruction, make sure to select "Actual Size" in printing options, this will result in true 1/144 scale drawings on A4 format.

○ Insignia White  
FS17925

○ Light Gull Grey  
FS16440

○ radome tan  
FS33613

● Signal Red

○ aluminium  
Corrogard

● black

● burnt metal

# SO314439

## 1/144 F-14A 70s Tophatters (VF-14)


Shelf  
Oddity

### F-14A BuNo159017 Bicentennial scheme.

During 1975-1976 the Americans paid tribute to historical events leading up to creation of United States with series of celebrations, events and festivities.

Starting with a logo designed by Bruce N. Blackburn, the Bicentennial festivities left the mark on jet fighters too. Special paint schemes were devised for some airplanes, notably for the newest addition to USAF inventory: the F-15 Eagle.

The US Navy had a new jet fighter too. The bicentennial theme appeared in most vivid form on VF-124 Gunfighters aircraft. It also slotted smoothly and cleverly into Tophatters paint scheme. The basic Gloss Gull Grey over Gloss White colors remain unchanged, as do all other markings. Only the fin flashes and top hat receive special red-white-and-blue treatment. Note the cream/tan on the radome is gone and so are the red tips of the wings and stabilizers.



○ Insignia White  
FS17925

○ Light Gull Grey  
FS16440

○ aluminium  
Corrogard

● black

● burnt metal

# SO314439

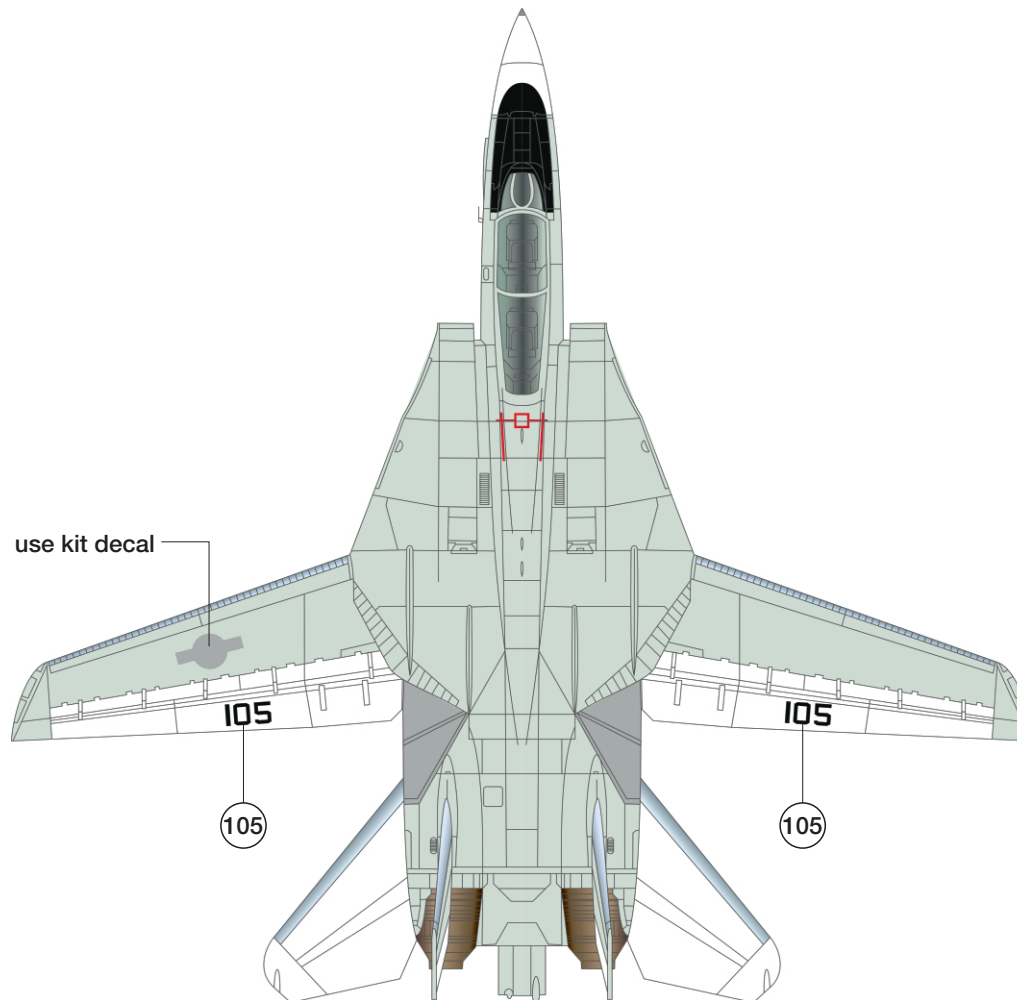
## 1/144 F-14A 70s Tophatters (VF-14)

Shelf  
Oddity

### F-14A BuNo159017 top view.

Nothing unusual here except for the red stripes behind the canopy and forward of the TACAN antenna. So far we have not been able to determine the meaning or purpose of these makings.

No info on walkways over the intakes.



If you wish to print this instruction, make sure to select "Actual Size" in printing options, this will result in true 1/144 scale drawings on A4 format.

○ Insignia White  
FS17925

○ Light Gull Grey  
FS16440

○ aluminium  
Corrogard

● black

● burnt metal

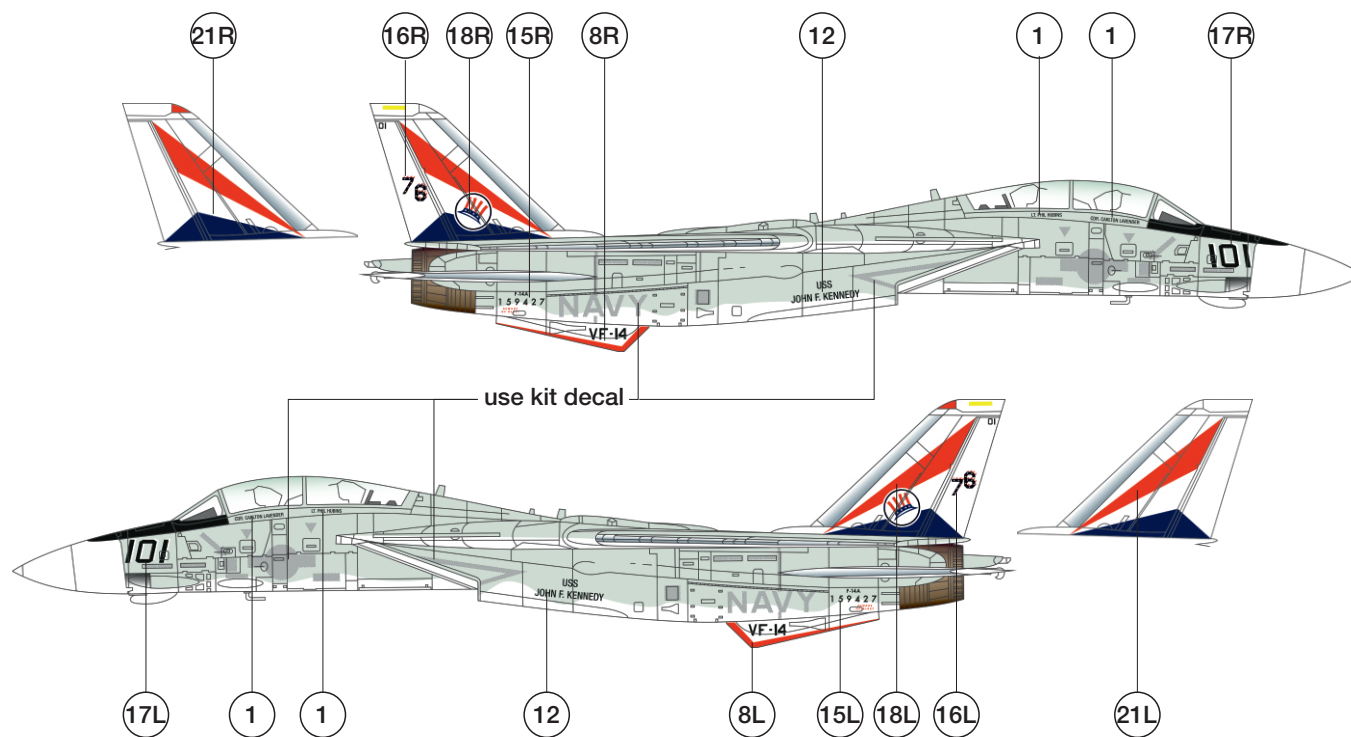
# SO314439

## 1/144 F-14A 70s Tophatters (VF-14)

Shelf  
Oddity

### F-14A BuNo159427

A second variation on Bicentennial special scheme. This time the squadron code on the rudders has been replaced by "76" stars-n-stripes . White radome.



○ Insignia White  
FS17925

○ Light Gull Grey  
FS16440

○ aluminium  
Corrogard

● black

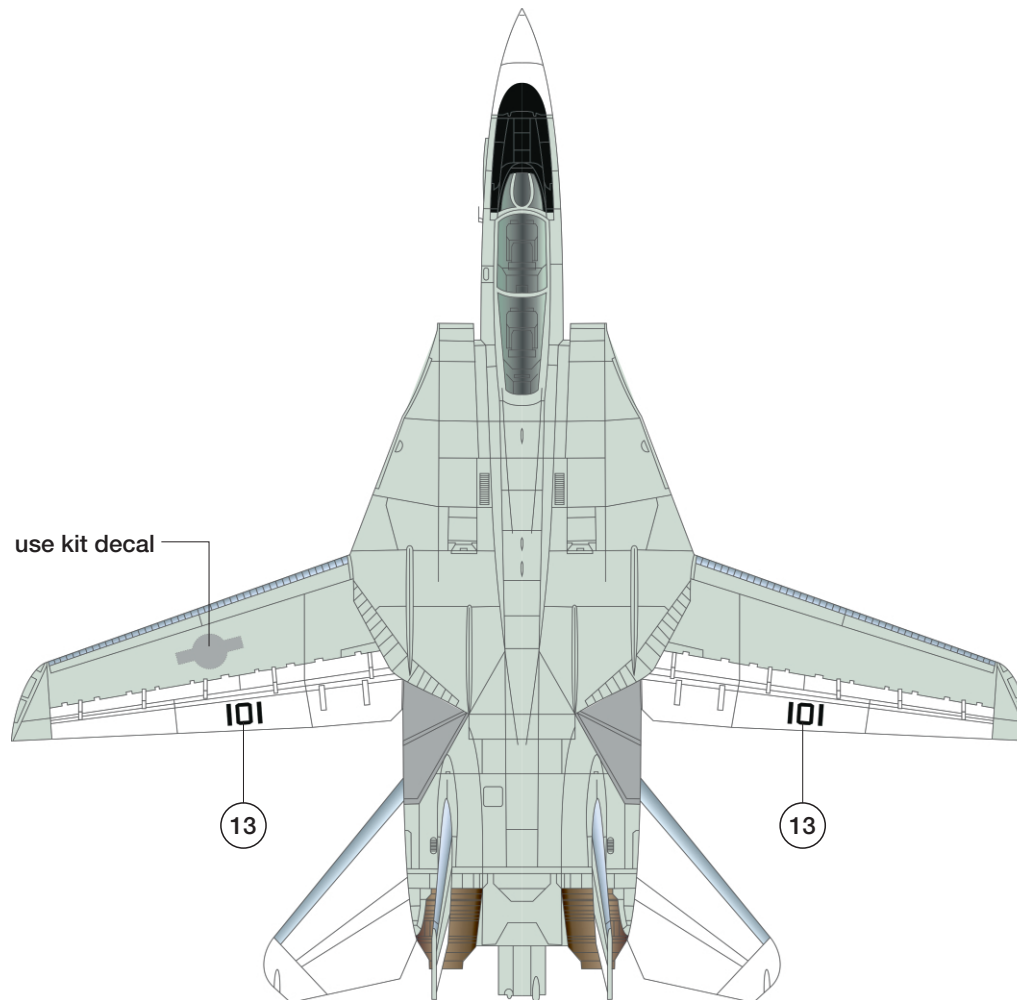
● burnt metal

**SO314439**

**1/144 F-14A 70s Tophatters (VF-14)**

**Shelf  
Oddity**

**F-14A BuNo159427** top view.



Sources:

Kinzey, B. - Colors and Markings of US Navy F-14 Tomcats Part 1: Atlantic Coast Squadrons - Detail and Scale Publications

Baker, D. - Grumman F-14 Tomcat - Crowood

○ Insignia White  
FS17925

● Light Gull Grey  
FS16440

● aluminium  
Corrugard

● black

● burnt metal