













So70003

1/700 IJN Kirishima Main Fitting Set
for Fujimi Injection Kit

Shelf
Oddity

Designed by Blacman






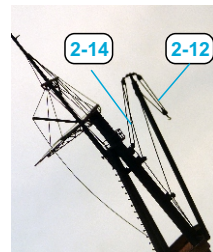
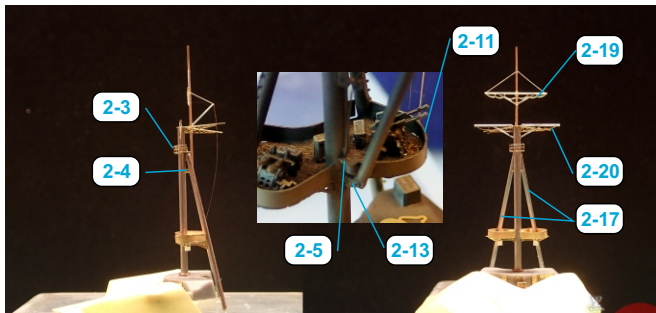



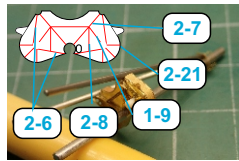

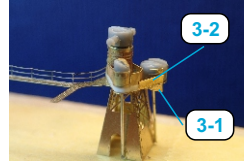






So70003

1/700 IJN Kirishima Main Fitting Set
for Fujimi Injection Kit

Shelf
Oddity

Designed by Blacman




So70003

1/700 IJN Kirishima Main Fitting Set
for Fujimi Injection Kit

Shelf
Oddity

Designed by Blacman



General Remarks:

Set has been designed in 0,02mm accuracy. Etching process may decrease some dimensions and create irregularities. To obtain best results gluing “edge-to-edge” is highly recommended. Assembling irregularities & unapriorities might cause incremental missplacement in further level build.

Set is intended to be replacement or complement for standard injection parts from Fujimi set. During reading this manual you might see some generic photoetched or plastic parts which are not a subject of this set.

As for 1942.

Complementary items:

- SO70001 - IJN Kirishima Main Pagoda Set
- SO70002 - IJN Kirishima Main Deck Set
- SO70010 - IJN Boats Equipment
- SO70011 - IJN Ropes and Mounting Set
- SO70012 - IJN 127 AA Guns Set
- SO70013 - IJN Davits Set
- SO70014 - IJN Kirishima Extra Fine Railings
- SO70037 - IJN Ultra Fine Rigging & Mast Set
- SO70040 - IJN Lifbuoys Set
- SO70041 - IJN Bollards for Heavy Vessels Set