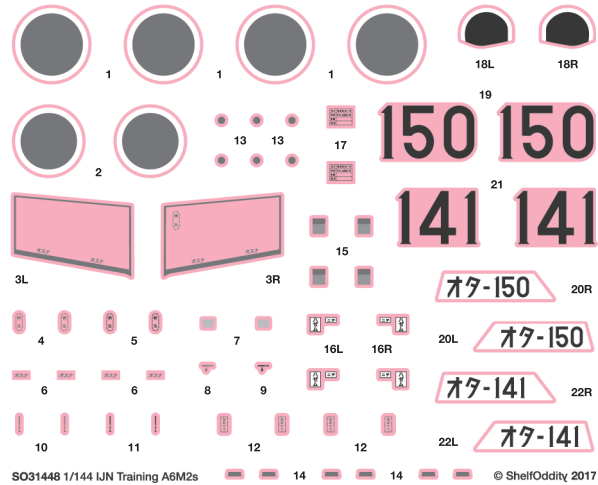


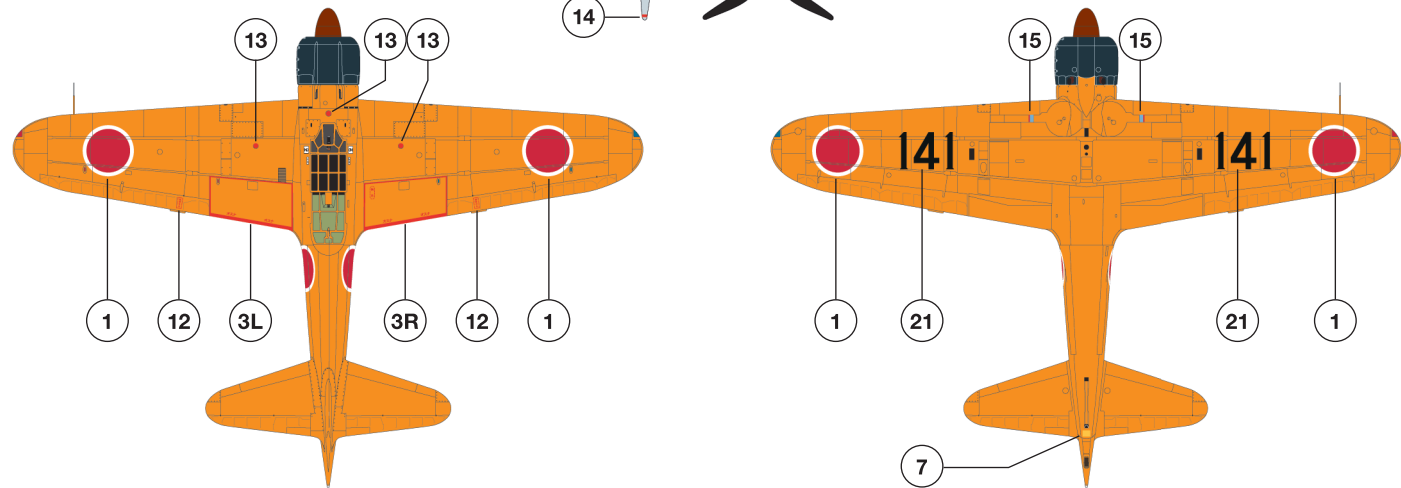
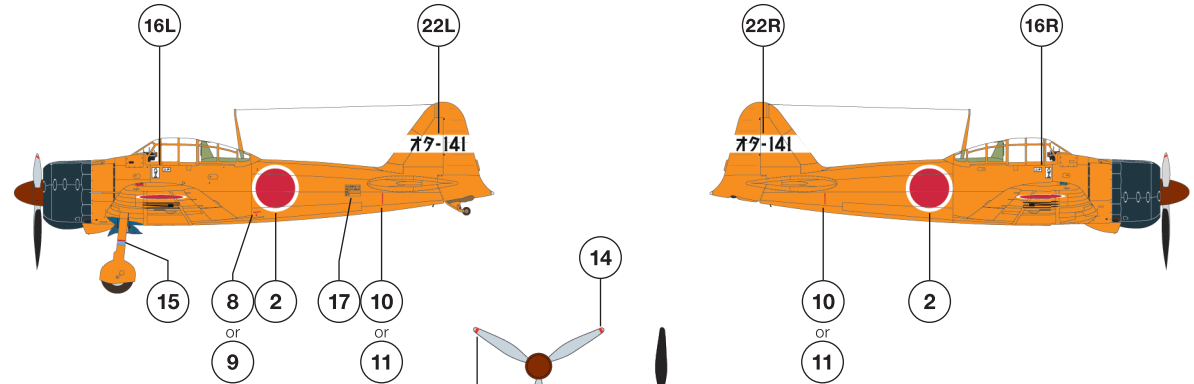
SO31448

1/144 IJN Training A6M2s OTa-141

Shelf
Oddity



! Drawings keep 1/144 scale when printed on A4 size paper without "fit to page" option.



Colour guide:



This decal set is recommended for Sweet kits but it may also be used with other Reisen models. Decals are made using silk print technology (BOA Bodecek Agency) and have very small amount of transparent base around the graphics.

Both machines depicted here belonged to Oita Kokutai and were built by Nakajima – hence the longer propeller hubs visible on photographs.

The whole airframe was painted IJN Orange only the engine cowling was kept black (Nakajima black). The propeller hub has most probably been painted IJN Brown, the frontside of propeller blades was kept NMF and backside – black.

The wheel wells, the inner sides of landing gear doors might be painted using the blue, translucent Aotake varnish. It is a guesstimate based on the Nakajima factory practice. Landing gear legs were black, wheel hubs were painted silver.

The gunsight was retained but the cockpit ADF loop was not installed. The arresting hook was present.

SO31448

1/144 IJN Training A6M2s

OTa-150

Shelf
Oddity

This is other machine from the same unit but featuring a few interesting and unique details.

The antenna mast was removed as was the tailcone fairing (exposing the tail wheel construction in a way familiar to A6M2-K airframes). The arresting hook seems to be removed as well. Again, the gunsight was retained but the cockpit ADF loop was not installed.

A few fuselage panels immediately behind the engine cowling were painted black as well as the lower parts of the landing gear doors. The propeller hub tip was most probably orange.

Red stencils with nos. 8 and 10 are also supplied in black versions – marked respectively 9 and 11. Check your references here.

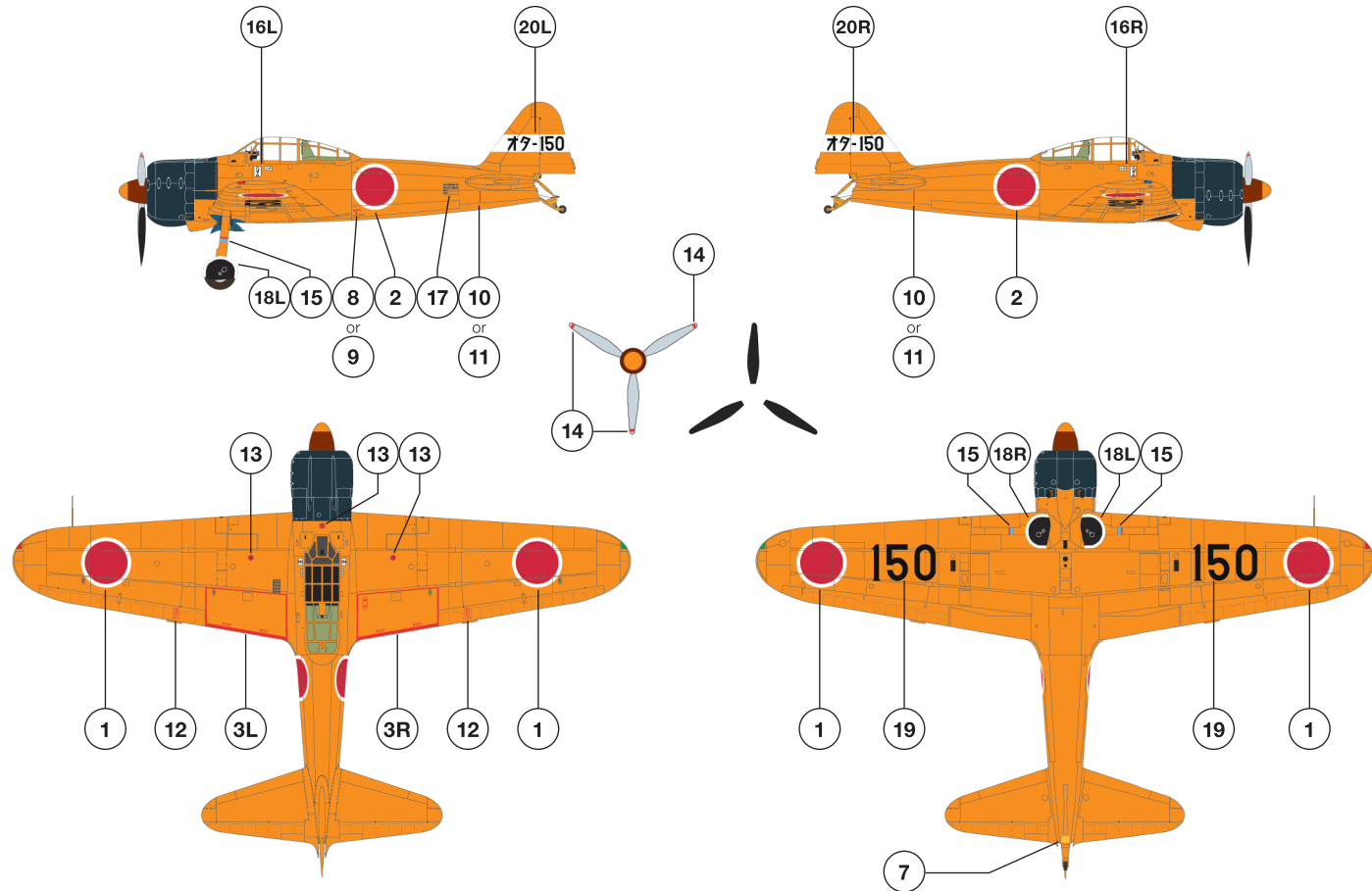
Decals no. 4, 5 and 6 were thought as an alternative of using the combined ones marked as 3L and 3R.

A Brengun BRL144059 PE set can be used to further enhance your model.

Sources:

IJN C&M Before and During WW2 – Ian K. Baker
The Mitsubishi Zero in WW2 – Combat Colours No.9 Guideline Pub.
Zero model 11-21 – FAOW 55 Bunrin-Do
C&M of The Imperial Japanese Navy Fighters in WWII – Model Art 272
Mitsubishi A6M1_2_2N Zero-Sen in IJNAF Service – Schiffer Pub.
Mitsubishi A6M Reisen – Squadron-Signal In Action 059

! Drawings keep 1/144 scale when printed on A4 size paper without "fit to page" option.



Colour guide:

