
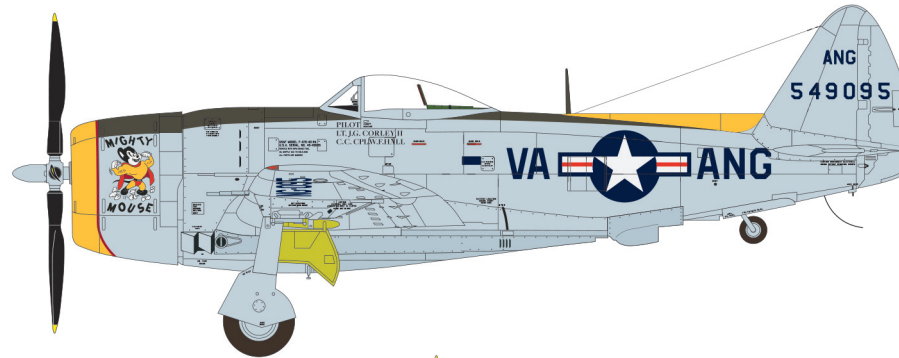

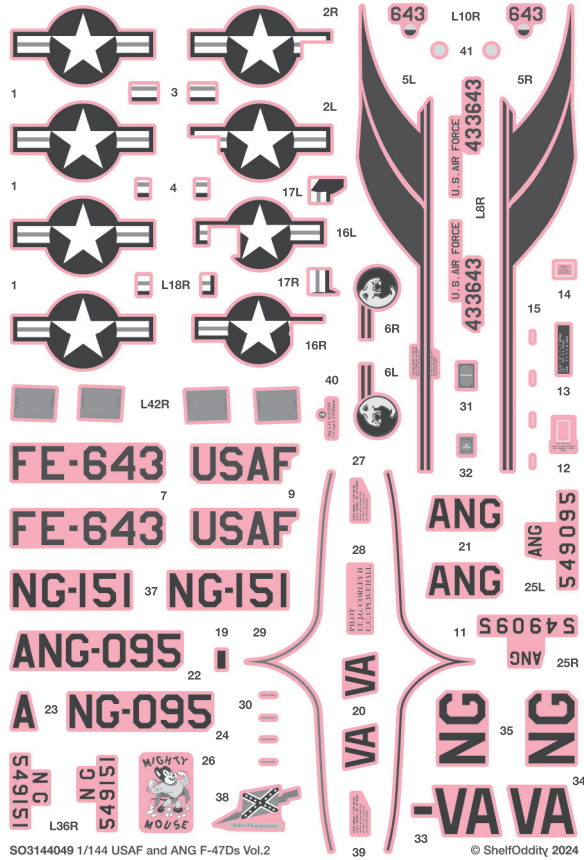


SO314449

1/144 USAF and ANG F-47Ds Vol.2

Shelf
Oddity



This decal set is recommended for Platz-Bego and recent F-Toys kits. Decals are made using silk print technology (BOA Bodecek Agency) and feature a limited amount of transparent base around the graphics.

SO314449

1/144 USAF and ANG F-47Ds Vol.2

Shelf
Oddity

F-47D-30-RA 44-33643, Buzz No. FE-634,
133rd FIS USAF, Grenier AFB, New Hampshire 1951-52

This plane in fact belonged to New Hampshire National Guard unit but in early 1951 it was called to active federal service and was given the USAF markings.

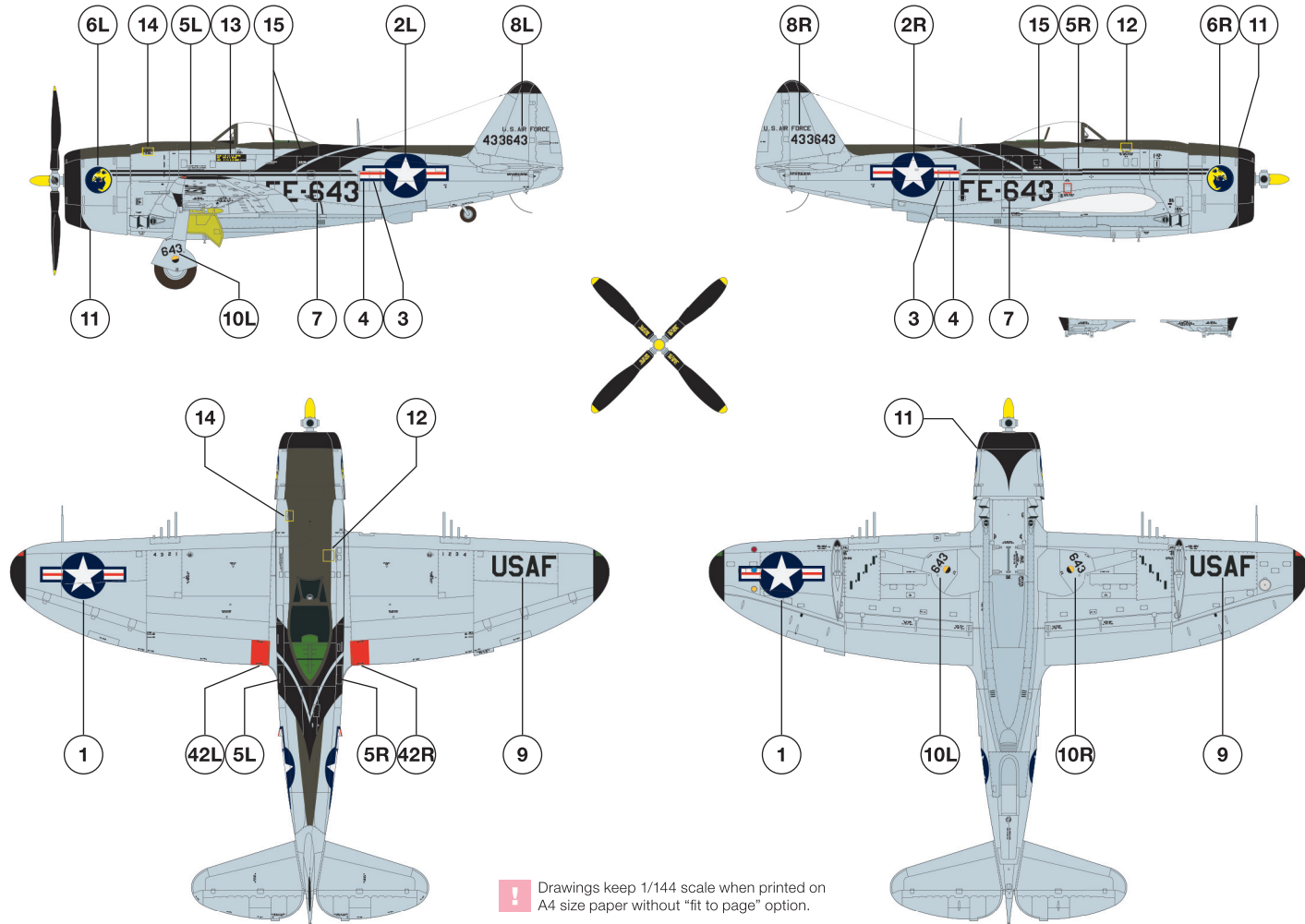
The wing- and vertical stabiliser tips are black. Front of the engine cowling is also black. The narrow black stripe decal (11) can be used to get an even demarcation line between black and NMF. The front and rear anti-glare areas including complete canopy framing are kept Olive Drab.

The Curtiss propeller features yellow tips and cuffs stencilling but no manufacturer logos. The propeller's spinner is also yellow.

The armament and underwing pylons are present but HVAR stubs are not visible on this machine. The front parts of both pylons are black. The wheel hubs' inner sides are spoked.


The full original stencilling is visible (available separately as Shelf Oddity decal set SO314431), although some stencils in slightly different form are included in this set (and some are covered by the large black buzz numbers).

Note: the starboard 133rd FIS badge (6R) on the engine cowling is a guesstimate. Two existing photos of this machine show its port side only.



! Drawings keep 1/144 scale when printed on A4 size paper without "fit to page" option.

Colour guide:



SO314449

1/144 USAF and ANG F-47Ds Vol.2

Shelf
Oddity

F-47D-40-RA 45-49095, 'Mighty Mouse'
Flown by LT John G. Corley, 149th FS, 113th FG
Virginia Air National Guard, Byrd Field
Richmond, Virginia, 1950

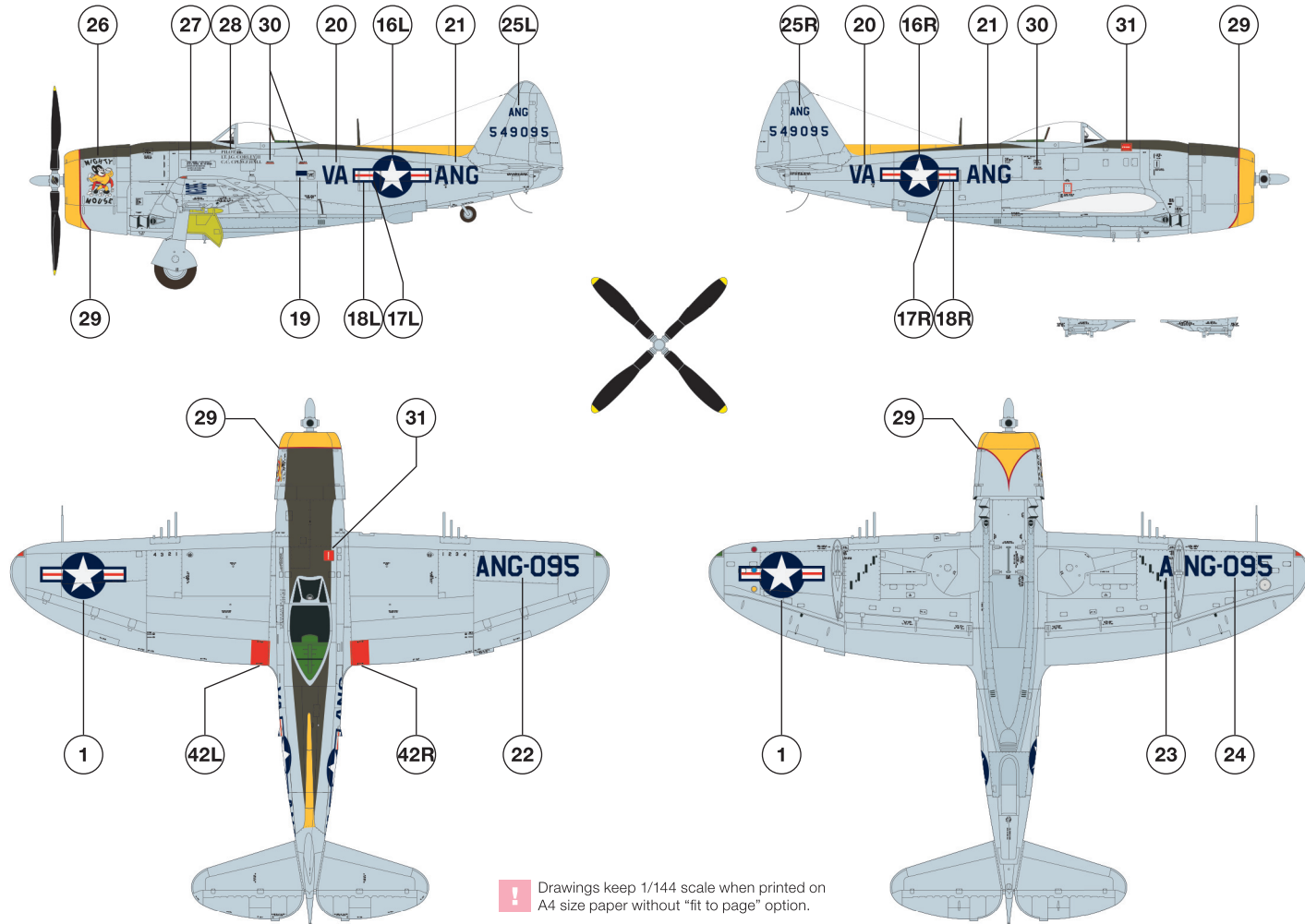
Front of the engine cowling and the rear fuselage fin are yellow. The narrow red stripe decal (29) is used as a demarcation line between yellow and NMF.

The front and rear anti-glare areas including antennae mast are kept Olive Drab.

The propeller features yellow tips only, neither stencilling nor manufacturer logos are visible.

The armament and underwing pylons are present but HVAR stubs are not visible on this machine. The wheel hubs' inner sides are spoked.

The full original stencilling is visible (available separately as Shelf Oddity decal set SO314431), although some stencils are included in this set (and some are covered by the large black buzz numbers).



Colour guide:



F-47D-40-RA 45-49151, 'Rebel Thunderbolts'
 Personal mount of CO Maj. Leland H. Waters
 149th FS, 113th FG, Virginia Air National Guard
 Las Vegas Gunnery Meet 1949

Front of the engine cowling and the rear fuselage fin are yellow. The narrow red stripe decal (29) is used as a demarcation line between yellow and NMF.

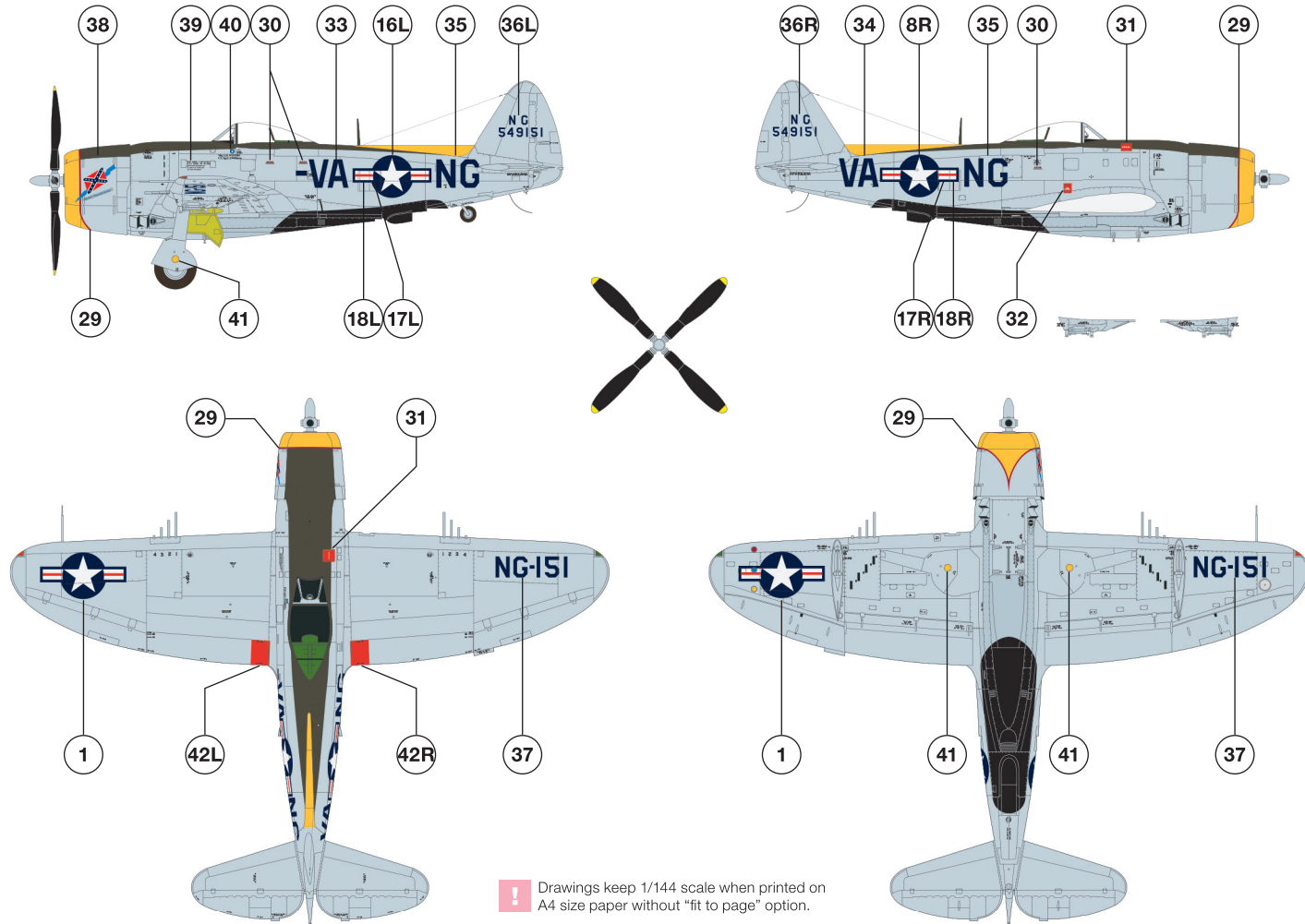
The front and rear anti-glare areas including the canopy limousine framing and antennae mast are kept Olive Drab.

The rear bottom part of the fuselage have been painted black to hide heavy exhaust staining.

The propeller features yellow tips only, neither stencilling nor manufacturer logos are visible.

The armament and underwing pylons are present but HVAR stubs are not visible on this machine. The wheel hubs' inner sides are spoked.

The full original stencilling is visible (available separately as Shelf Oddity decal set SO314431), although some stencils are includes in this set (and some are covered by the large black buzz numbers).



! Drawings keep 1/144 scale when printed on A4 size paper without "fit to page" option.

Colour guide:



Main sources:

Replica In Scale Internet Blog – Phillip Friddell
 Buzz Numbers – Specialty Press
 Wings Magazine Vol 29 No. 1, Feb 1989