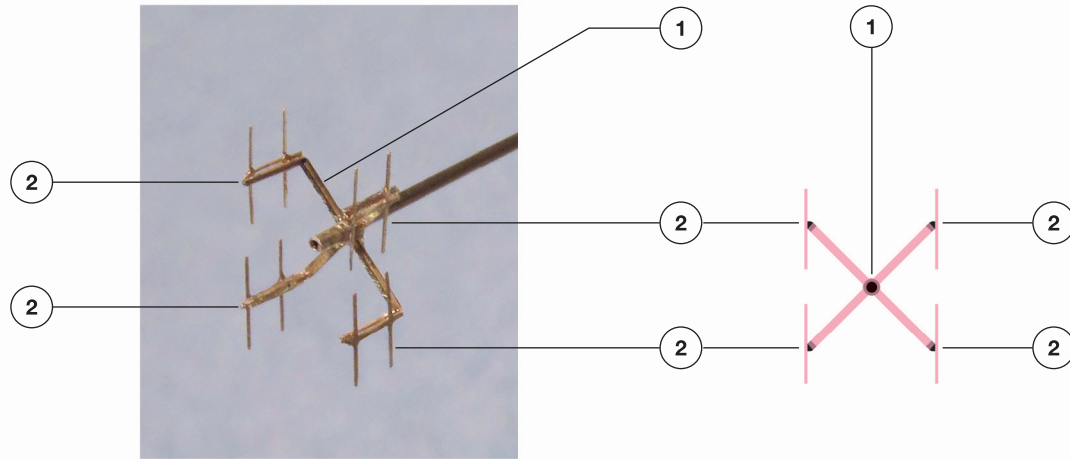
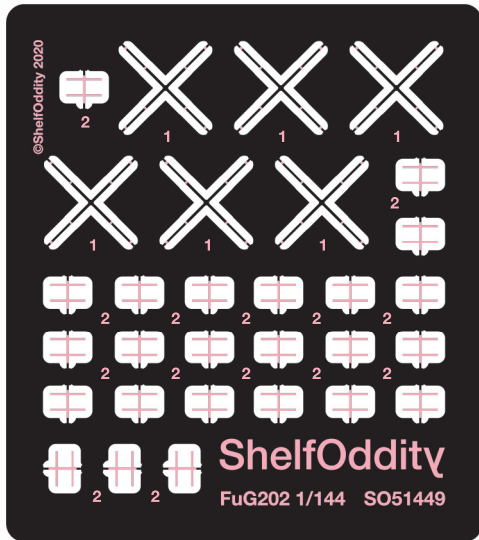


# SO51449

## 1/144 FuG 202 antennae generic set

Shelf  
Oddity

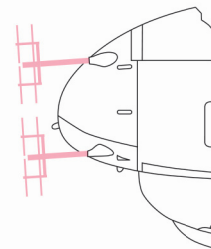


This photo-etched detail set is designed as an upgrade to various Luftwaffe airplanes fitted with FuG 202 radar.

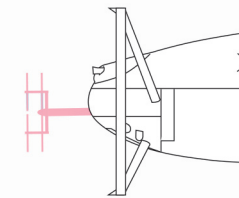
The set contains four FuG 202 antennae sub-assemblies (plus two spare sets) – as it was used on Ju 88C/R, Do 217J, Do-17, various Bf 110 versions or He 219A-0.

Antenna arms (1) need to be bent up at 90° angle. Place shaped antenna arms on the ca. 3.5 mm long piece of 0.3 mm diameter rod (check your references in terms of rod length – there are many variations shown on the historical photos). Then add 0.6 mm long piece of 0.3 mm diameter tube on front of the assembly. Some versions of Bf 110G featured FuG 202 antennae mounted on thicker poles – these can be made of 0.4 mm diameter rod with a round cap at the front end.

The last step is to apply the dipoles (2) to the bent part of each arm.



**Version 1:** 3.5 mm long pieces of 0.3 mm diameter tube



**Version 2:** 3.5 mm long piece of 0.4 mm diameter rod