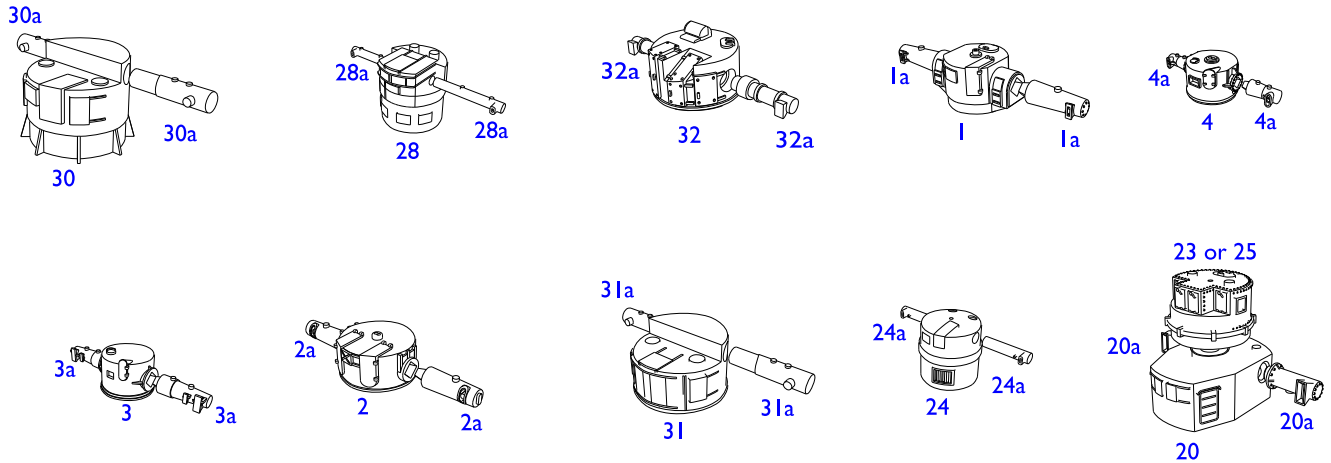
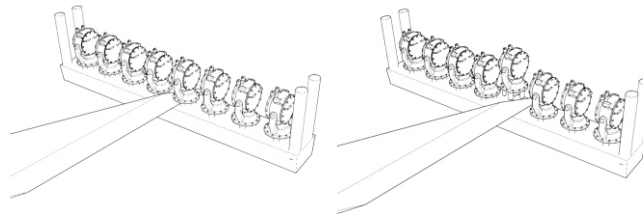


## Rangerfinders Set and Gun Directors for Heavy Cruisers

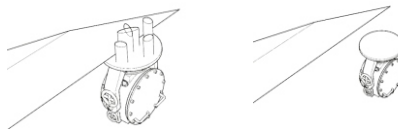


### Cutting from the waffles.

Items are connected to base by supports. Generally support are cylindrical and conical. By using sharp knife cut single support and continue on next one until all become detached.

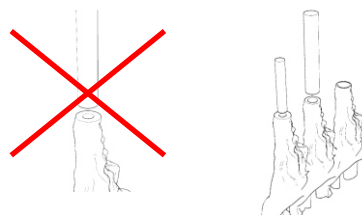


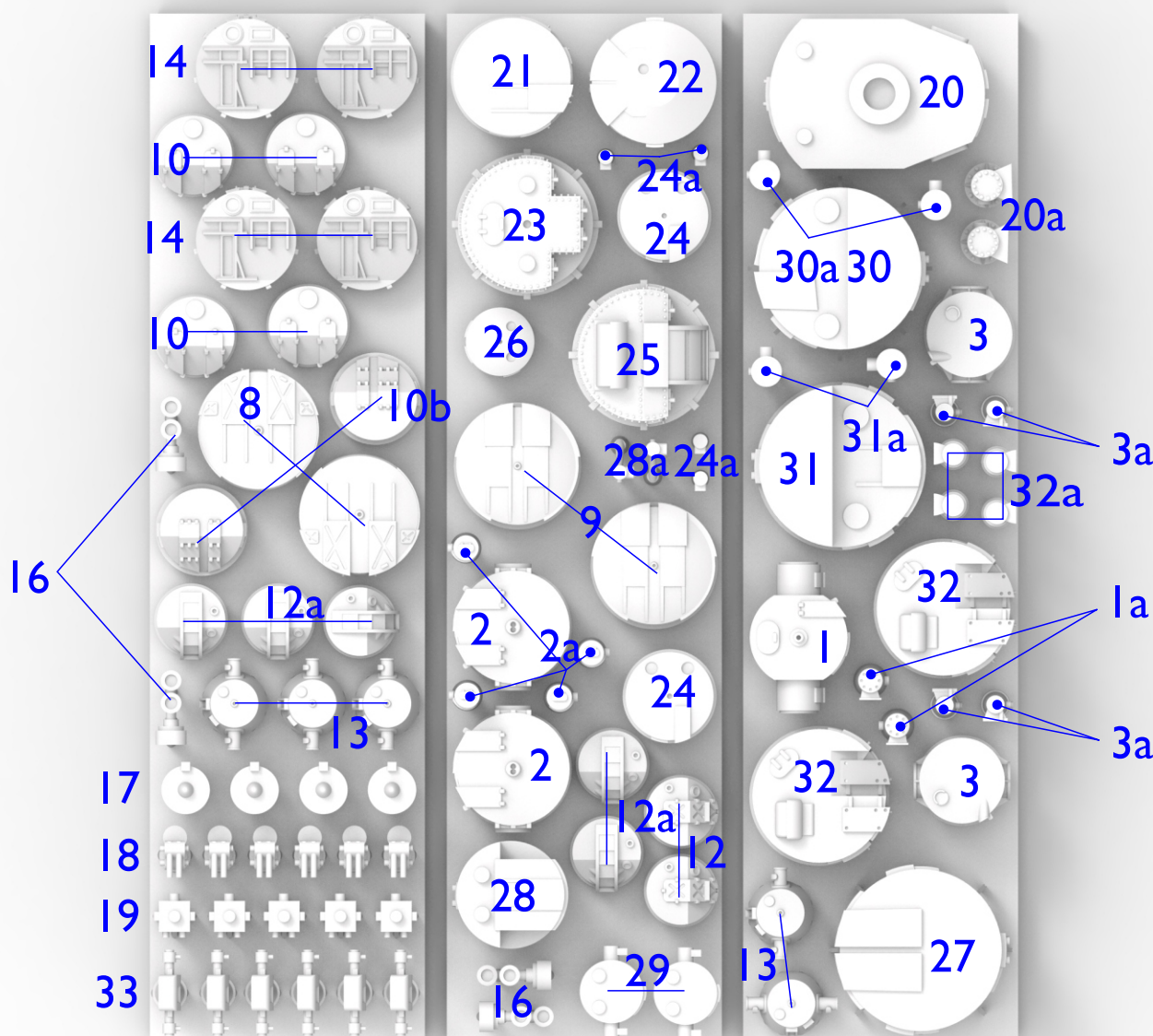
Then remove rest of support to create proper surface.



### Holes and material removal

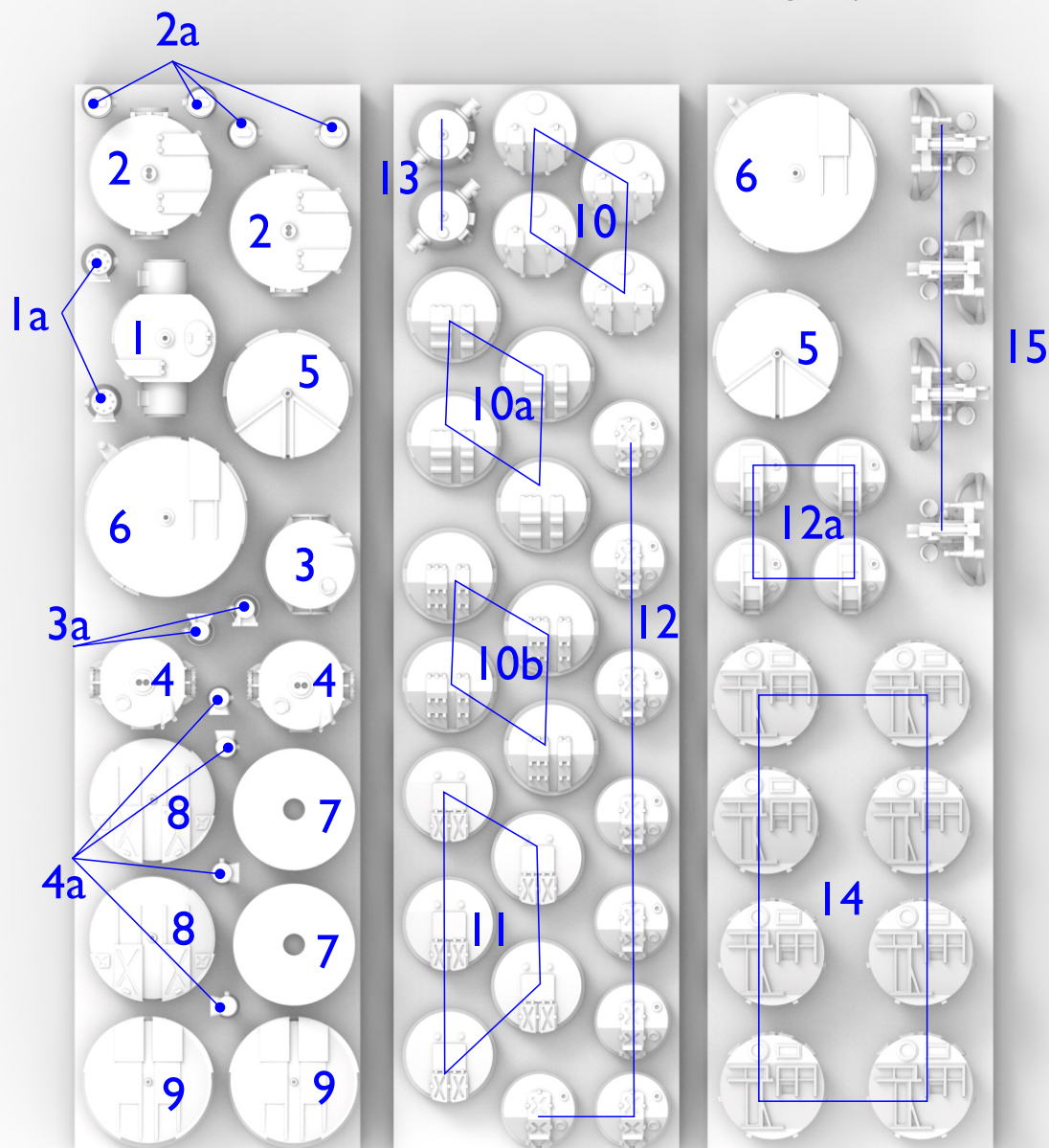
Resin is fragile. Extensive work or aggressive attempt to remove material may lead to breakage. Please pay high attention when tooling. Do not overuse the cutting or drilling forces.





SO 700123 for Other Cruisers

1	1939 6m 14 Shiki Rangefinder Tower	15	Fukuho Hoiban Soyoun Sochi Secondary Gun Director
2	4.5m HA RangeFinder mod39	16	22 Go Dentan Kai 4 Surface Radar Detector
3	1932 4.5m 14 Shiki RangeFinder Tower	17	Compas
4	1937 4.5m 14 Shiki RangeFinder Tower	18	Torpedo tracking device
5	HA Director Tower 91 Shiki Kosha Sochi 1932-1936	19	Target tracking device
6	1939 94 Shiki Hoiban Shageki Sochi Low Angle Director Tower	20	6m Rangefinder, New shield (Mogami, Tone)
7	HA Director 1939 - base	21	HA Director Flat Top
8	HA Director 1939 - new shield after 1939	22	HA Director - Myoko Type
9	14 Shiki Director Tower from Hangar	23	Main Low Angle Director Tower (Mogami, Tone)
10	Searchlight Control Tower on rear platform 1936-37 refit	24	4.5m RangeFinder Tower
10a	Searchlight Control Tower on rear platform after 1937	25	Main Low Angle Director Tower (Mogami, Tone)
10b	Searchlight Control Tower on rear platform after 1932	26	Searchlight Control Tower
11	Searchlight Control Tower on Hangar Structure before 1937	27	Hoiban Shageki Sochi Low Angle Director Tower Flat Top
12	Protected Lookout Station Old	28	4.5m RangeFinder Tower
12a	Protected Lookout Station New type 1937-1937	29	1.5m 14 Shiki Range Finder Old Shield
13	1.5m 14 Shiki Range Finder	30	6m Rangefinder
14	95 Shiki Kiju Shageki Sochi Machine Gun Fire Control Tower after 1939	31	6m Rangefinder
		32	4.5m RangeFinder Tower
		33	1,5 Rangefinder Old Open Shield



SO 700124 for Takao Class

1	1939 6m 14 Shiki Rangefinder Tower	15	Fukuho Hoiban Soyoun Sochi Secondary Gun Director
2	4.5m HA RangeFinder mod39	16	22 Go Dentan Kai 4 Surface Radar Detector
3	1932 4.5m 14 Shiki RangeFinder Tower	17	Compas
4	1937 4.5m 14 Shiki RangeFinder Tower	18	Torpedo tracking device
5	HA Director Tower 91 Shiki Kosha Sochi 1932-1936	19	Target tracking device
6	1939 94 Shiki Hoiban Shageki Sochi Low Angle Director Tower	20	6m Rangefinder, New shield (Mogami, Tone)
7	HA Director 1939 - base	21	HA Director Flat Top
8	HA Director 1939 - new shield after 1939	22	HA Director - Myoko Type
9	14 Shiki Director Tower from Hangar	23	Main Low Angle Director Tower (Mogami, Tone)
10	Searchlight Control Tower on rear platform 1936-37 refit	24	4.5m RangeFinder Tower
10a	Searchlight Control Tower on rear platform after 1937	25	Main Low Angle Director Tower (Mogami, Tone)
10b	Searchlight Control Tower on rear platform after 1932	26	Searchlight Control Tower
11	Searchlight Control Tower on Hangar Structure before 1937	27	Hoiban Shageki Sochi Low Angle Director Tower Flat Top
12	Protected Lookout Station Old	28	4.5m RangeFinder Tower
12a	Protected Lookout Station New type 1937-1937	29	1.5m 14 Shiki Range Finder Old Shield
13	1.5m 14 Shiki Range Finder	30	6m Rangefinder
14	95 Shiki Kiju Shageki Sochi Machine Gun Fire Control Tower after 1939	31	6m Rangefinder
		32	4.5m RangeFinder Tower
		33	1,5 Rangefinder Old Open Shield